


# ATAG

DAL 1947 DÀ VITA AI TUOI PROGETTI



**PROFILI COESTRUSI  
CON LAMIERINO  
E/O FLOCCATI**

***Co-EXTRUSION PROFILES  
WITH STEEL CARRIER  
BASE STRIP  
AND/OR FLOCKED***

**Informazioni Tecniche - Technical Information**

La maggior parte delle nostre produzioni sono fatte con mescole in EPDM  
*Most part of our productions are made of EPDM compound*  
*(etilene-propilene-diene monomer)*

Testate e Certificate per i più svariati impieghi e mercati  
*Tested and certified for different uses and markets*

Mescole	Caratteristiche Positive <i>(Positive properties)</i>	Caratteristiche Negative <i>(Negative properties)</i>	Temperatura di impiego °C <i>(Temperature of use)</i>	Resistenza Chimica <i>(Chemical resistance)</i>
EPDM	eccezionale resistenza all'ozono, agenti atmosferici ed all'invecchiamento <i>(exceptional resistance ozone, weathering and aging)</i>	Scarsa resistenza ad Olio <i>(little resistance Oil)</i>	-30° +120°	Ossigeno - Acqua Agenti Atmosferici Agenti chimici <i>(Oxygen - Water Atmospheric agents chemicals)</i>
NBR	Ottima resistenza ad Olii, calore, invecchiamento <i>(Excellent resistance to oils, heat-aging)</i>	Limitata resistenza all'ozono, bassa conducibilità <i>(Limited resistance to ozone, low conductivity)</i>	-40° +130°	Olii, idrocarburi acqua, vapore, gas <i>(Oils, hydrocarbons water, steam, gas)</i>
NR	Ottima resistenza elastica, usura e buona resistenza elettrica <i>(excellent resistance elastic, and good wear electrical resistance)</i>	Scarsa resistenza ad invecchiamento, olii e calore <i>(little resistance to aging, oils, heat)</i>	-30° +95°	Nulla <i>(nothing)</i>
CR	Discreta resistenza olii, ozono, agenti atmosferici e calore <i>(Fair resistance to oils, ozone weathering, heat)</i>	Non idoneo al contatto di metalli (correde) <i>(Not suitable for contact metal-kit)</i>	-40° +130°	Prodotti petroliferi, luce agenti atmosferici, calore <i>(Petroleum products, sunlight, weathering, heat)</i>
Silicone	Ottimo per basse ed alte temperature <i>(Excellent for low and high temperatures)</i>	Modeste proprietà meccaniche <i>(modest properties mechanical)</i>	-60° +250°	Calore, ossigeno, ozono, raggi U.V., <i>(Heat, oxygen, ozone ultraviolet rays, solvents clolorati)</i>


## Inserti Metallici (lamierini) - *Steel/Wire Carrier*

Nella sezione Capitolo 4, Capitolo 5 e Capitolo 6 vengono impiegati diversi tipi di **INSERTI METALLICI**

Gli stessi variano in base alla **RAGGIATURA - APPLICAZIONE** del prodotto

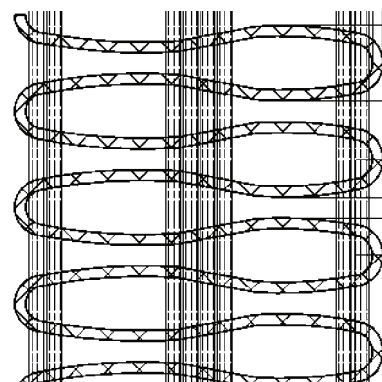
*In the section of Chapter 4, Chapter 5 and Chapter 6 are used for different types of **METAL INSERTS***

*The same will vary depending on the **LACING/ APPLICATION** profile*




W

*Wire Carrier*  
Lamierino + filo



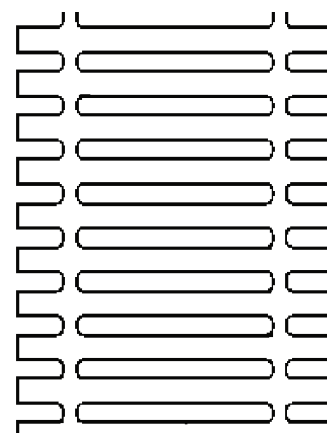
C

*Centre Bar*  
Lamierino  
mono  
ponticello



D

*Double Bar*  
Lamierino  
doppio  
ponticello



## Tolleranze Dimensionali - *Dimensions tolerances*

### TOLLERANZE EPDM (SEZIONE) - EPDM TOLERANCES (SECTION) DIN ISO 3302-1E2

VALORE NOMINALE - NOMINAL RANGE (mm)			± mm
	0	2.5	0.35
>	2.5	4.0	0.4
>	4.0	6.3	0.5
>	6.3	10.0	0.7
>	10.0	16.0	0.8
>	16.0	25.0	1.0
>	25.0	40.0	1.3
>	40.0	63.0	1.6
>	63.0	100.0	2.0

### TOLLERANZE PROFILI GOMMASPUGNA (SEZIONE) - SPONGE RUBBER TOLERANCES (SECTION) DIN ISO 3302-1E3

VALORE NOMINALE - NOMINAL RANGE (mm)			± mm
	0	2.5	0.5
>	2.5	4.0	0.7
>	4.0	6.3	0.8
>	6.3	10.0	1.0
>	10.0	16.0	1.3
>	16.0	25.0	1.6
>	25.0	40.0	2.0
>	40.0	63.0	2.5
>	63.0	100.0	3.2

### TOLLERANZE DI TAGLIO SULLE LUNGHEZZE SALVO DIVERSI ACCORDI (EPDM) TOLERANCES ON CUTTED LENGTH, EXCEPT OTHER AGREEMENT (EPDM) DIN ISO 3302-1L3

VALORE NOMINALE - NOMINAL RANGE (mm)			± mm
	0	40.0	1.6
>	40.0	63.0	2.0
>	63.0	100.0	2.5
>	100.0	160.0	3.2
>	160.0	250.0	4.0
>	250.0	400.0	5.0
>	400.0	630.0	6.3
>	630.0	1000.0	10.0
>	1000.0	1600.0	12.5
>	1600.0	2500.0	16.0

### TOLLERANZE PVC (SEZIONE) - PVC TOLERANCES DIN 16941-3B

VALORE NOMINALE - NOMINAL RANGE (mm)			± mm
	0	3.0	0.4
>	3.0	6.0	0.6
>	6.0	10.0	0.7
>	10.0	16.0	0.8
>	16.0	30.0	1.0
>	30.0	50.0	1.2
>	50.0	80.0	1.5
>	80.0	120.0	1.9
>	120.0	180.0	2.3

### TOLLERANZE DI TAGLIO SULLE LUNGHEZZE SALVO DIVERSI ACCORDI (PVC) TOLERANCES ON CUTTED LENGTH, EXCEPT OTHER AGREEMENT (PVC) DIN 16941-4B

VALORE NOMINALE - NOMINAL RANGE (mm)			± mm
	0	400.0	5.0
>	400.0	1000.0	10.0
>	1000.0	2500.0	20.0
>	2500.0	6000.0	30.0
>	6000.0	Oltre 6000.0	2%

### TOLLERANZE PARTI IN GOMMA STAMPATE (ELASTOMERI) TOLERANCES ON MOULDED RUBBER PARTS DIN 7715 M4


VALORE NOMINALE - NOMINAL RANGE (mm)			mm
	0	6.3	0.5
>	6.3	10.0	0.7
>	10.0	16.0	0.8
>	16.0	25.0	1.0
>	25.0	40.0	1.3
>	40.0	63.0	1.6
>	63.0	100.0	2.0
>	100.0	160.0	2.5
>	160.0	Oltre 160.0	1.5%



**Indice Generale - Index**

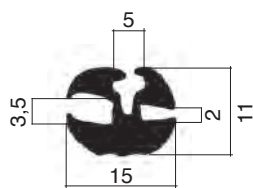
- 1** PROFILI IN GOMMA PER PARABREZZA - LUNOTTO - VETRI FISSI  
*Windscreen seals rubber profiles*
  
- 2** PROFILI IN GOMMA PER APPLICAZIONI VARIE - PROFILI TERMOPLASTICI  
*Solid rubber profiles special sections - PVC extruded profiles*
  
- 3** PROFILI E PARAURTI IN GOMMA PER RIBALTABILI - CONTAINER - CARRI FRIGORIFERI  
*Container - Refrigerator - Vagons Rubber profiles and bumper*  
 TAMPONI IN GOMMA PER SPONDE - *Rubber profiles and bumper*  
 PROFILI IN GOMMA E PVC - *Solid rubber profiles and PVC*
  
- 4** PROFILI IN BICOMPONENTE - *Co-Extrusion profile*  
 PROFILI IN GOMMA SPUGNA CON BIADESIVO - *Adhesive sponge rubbers profiles*  
 PROFILI IN BICOMPONENTE CON BIADESIVO - *Co-extrusion profiles with adhesive*  
 PROFILI COPRIBORDO/PROTEZIONE - *Edge protector*  
 PROFILI PER APPLICAZIONI VARIE CON LAMIERINO  
*Profiles for special applications with steel carrier broken*  
 PROFILI DI TENUTA ARIA-ACQUA - *Sealing profiles (guisnap)*  
 PROFILI ASSEMBLATI - *PVC with embedded steel base strip bonded to EPDM sponge rubber*
  
- 5** PROFILI FLOCCATI E CANALINI SCORRIVETRI  
*Flocked window channels*
  
- 6** PROFILI IN SILICONE  
*Profiles with silicon*
  
- 7** PROFILI IN GOMMA SPUGNA  
*Sponge rubber profiles*
  
- 8** PROFILI TERMOPLASTICI MORBIDI E RIGIDI  
*PVC extruded profiles*

**1** PROFILI IN GOMMA PER PARABREZZA - LUNOTTO - VETRI FISSI  
*Windscreen seals rubber profiles*

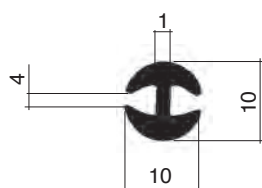


# 1 Profili in Gomma per Parabrezza, Lunotto, Vetri Fissi

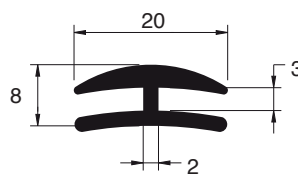
## Windscreen seals rubber profiles



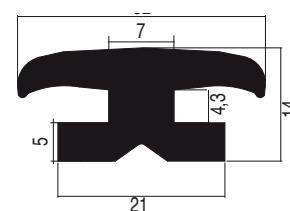
001.000795  
EPDM



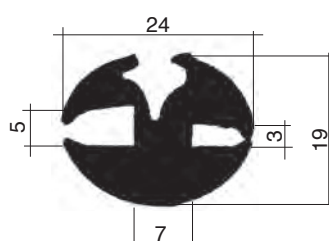
002.000520  
PVC



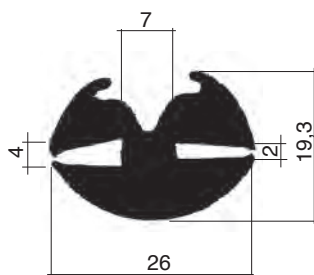
002.000312  
PVC



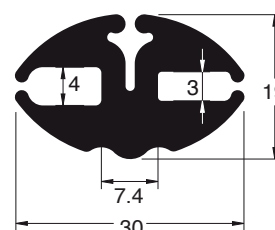
002.000426  
PVC



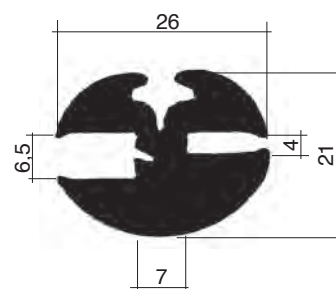
001.000827  
EPDM



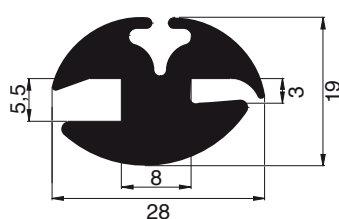
001.000781  
EPDM



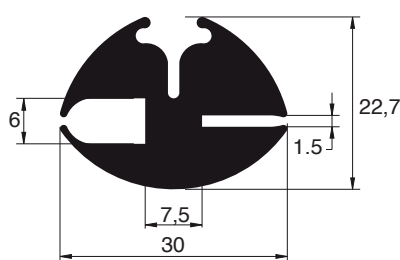
001.000557  
EPDM



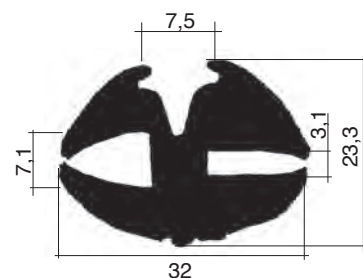
001.000830  
EPDM



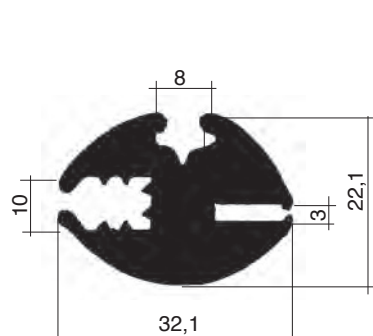
001.000773  
EPDM



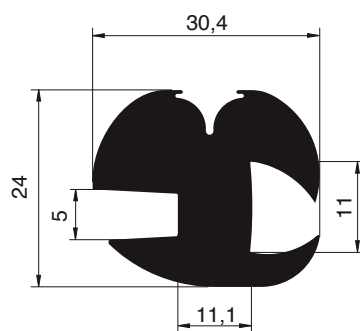
001.000790  
EPDM



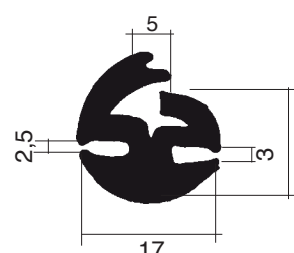
001.000832  
EPDM



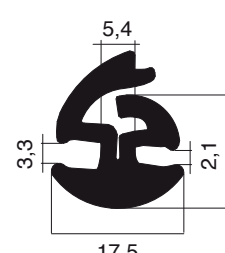
001.000822  
EPDM



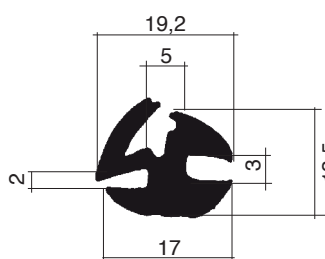
001.001310  
EPDM



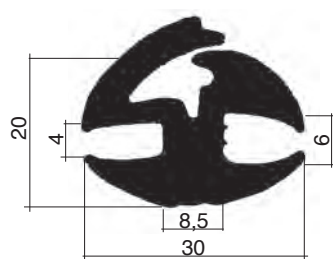
001.000862  
EPDM



001.001577  
EPDM



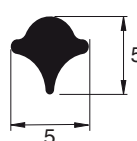
001.000798  
EPDM



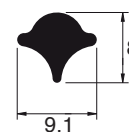
001.000824  
EPDM

### Tenditori universali

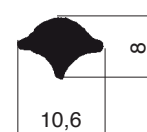
#### Filler profiles



002.000045  
PVC



001.000838  
EPDM

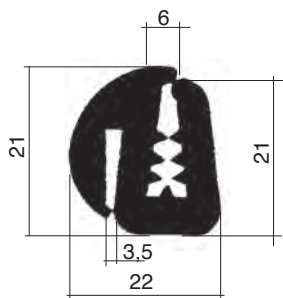


001.000805  
EPDM

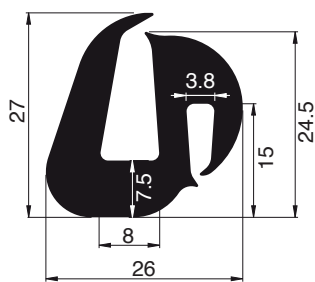
Tolleranze dimensionali secondo norme UNI ISO 3302-E2 e DIN 16941-3B - Dimensions tolerances according norms

# 1 Profili in Gomma per Parabrezza, Lunotto, Vetri Fissi

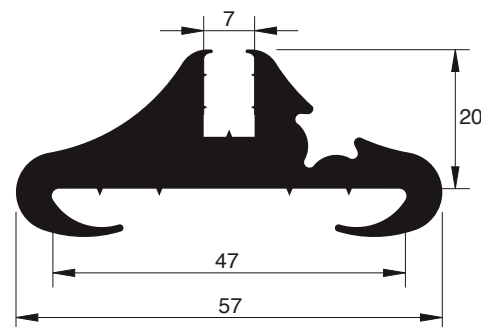
*Windscreen seals rubber profiles*



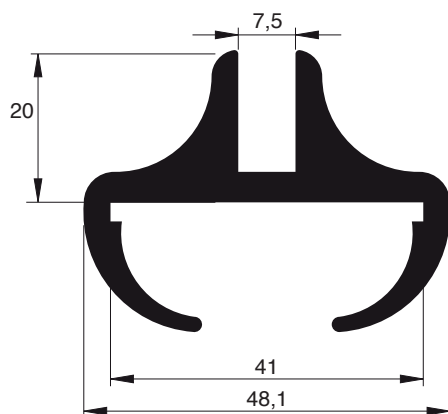
**001.000821**  
**EPDM**



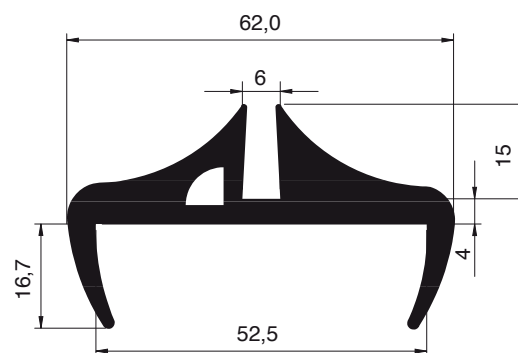
**001.000843**  
**EPDM**



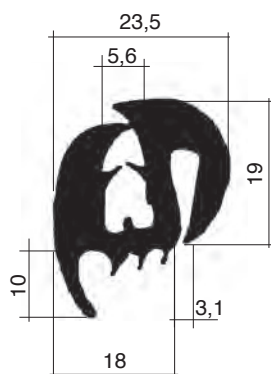
**001.000813**  
**EPDM**



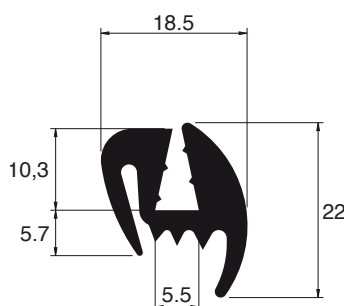
**001.000727**  
**EPDM**



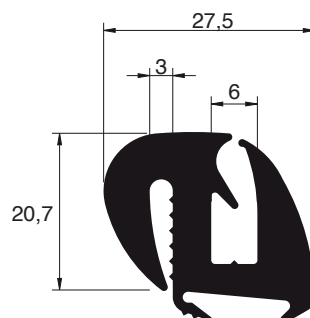
**001.000606**  
**EPDM**



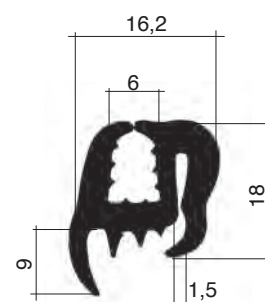
**001.000558**  
**EPDM**



**001.000835**  
**EPDM**



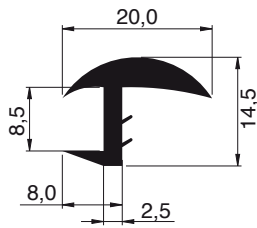
**001.000590**  
**EPDM**



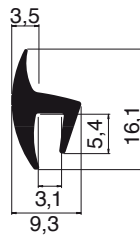
**001.000737**  
**EPDM**

# 1 Profili in Gomma per Parabrezza, Lunotto, Vetri Fissi

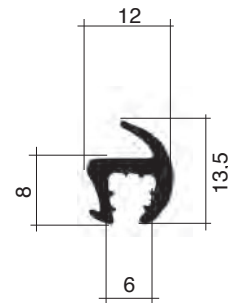
*Windscreen seals rubber profiles*



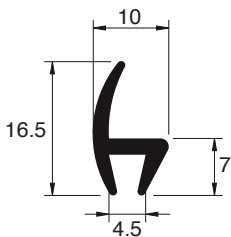
**001.000573**  
**EPDM**



**002.000122**  
**PVC**



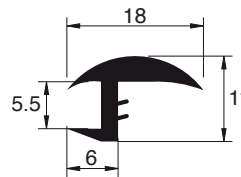
**001.000742**  
**EPDM**



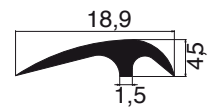
**002.000193**  
**PVC**



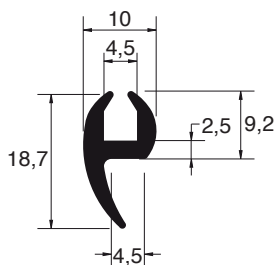
**001.001300**  
**EPDM**



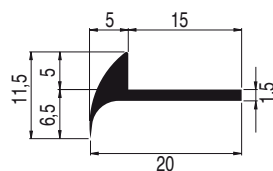
**002.000157**  
**PVC**



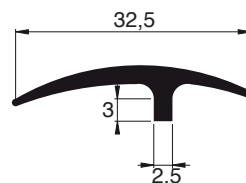
**001.001315**  
**EPDM**



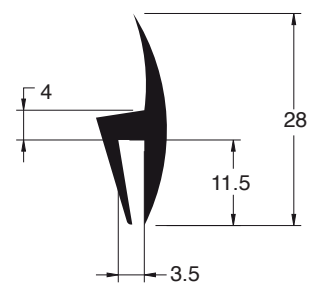
**001.000597**  
**EPDM**



**002.000411**  
**PVC**




**001.000888**  
**EPDM**



**002.000217**  
**PVC**


Tolleranze dimensionali secondo norme UNI ISO 3302-E2 e DIN 16941-3B  
 Dimensions tolerances according norms

**2** PROFILI IN GOMMA PER APPLICAZIONI VARIE - PROFILI TERMOPLASTICI  
*Solid rubber profiles special sections - PVC extruded profiles*

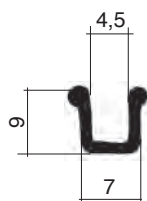


## 2 Profili in Gomma per Applicazioni Varie - Profili Termoplastici

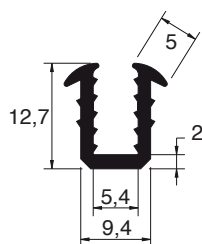
### Solid rubber profiles special sections - PVC extruded profiles



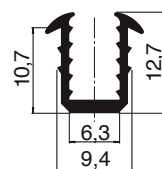
**001.000895**  
**EPDM**




**001.000952**  
(mm 2000)  
**EPDM**



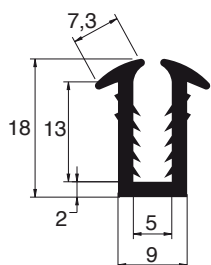
**001.000757**  
**EPDM**



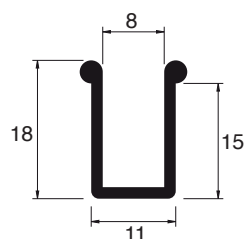
**001.001422**  
**EPDM**



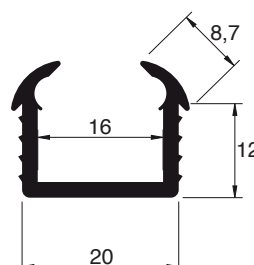
**001.000752**  
**EPDM**



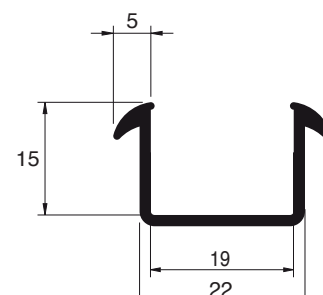
**001.000774**  
**EPDM**



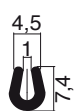
**001.000646**  
**EPDM**



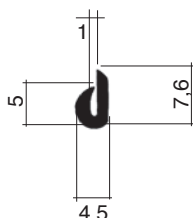
**001.000641**  
**EPDM**



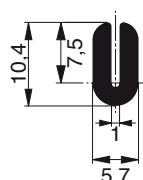
**001.000689**  
**EPDM**



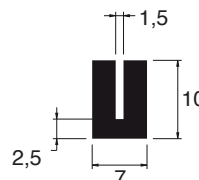
**002.000271**  
**PVC**  
con o senza  
sigillante/hot melt



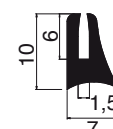
**002.000046**  
**PVC**



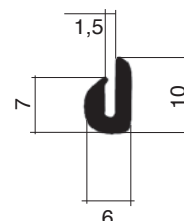
**002.000228**  
**PVC**



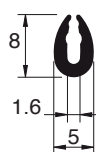
**001.000650**  
**EPDM**



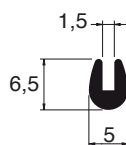
**002.000543**  
**PVC**



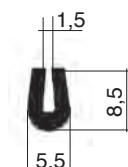
**002.000028**  
**PVC**



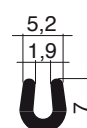
**002.000321**  
**PVC**  
con o senza  
sigillante/hot melt



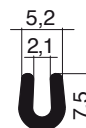
**002.000144**  
**PVC**



**001.000765**  
**EPDM**



**002.000145**  
**PVC**  
con o senza  
sigillante/hot melt



**002.000104**  
**PVC**  
con o senza  
sigillante/hot melt

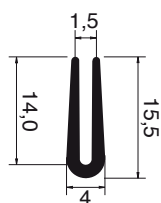


**002.000361**  
**PVC**

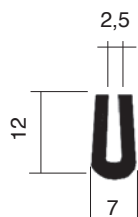
Tolleranze dimensionali secondo norme UNI ISO 3302-E2 e DIN 16941-3B  
Dimensions tolerances according norms

## 2 Profili in Gomma per Applicazioni Varie - Profili Termoplastici

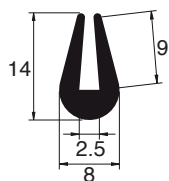
### Solid rubber profiles special sections - PVC extruded profiles



001.000620  
EPDM



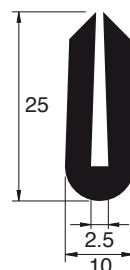
002.000138  
PVC



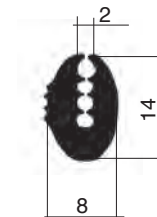
001.000770  
EPDM



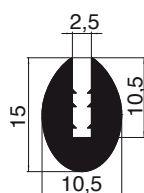
001.001950  
EPDM



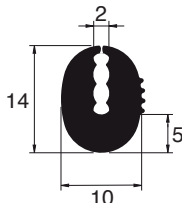
002.000161  
PVC



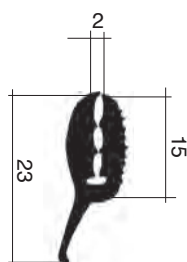
001.000806  
EPDM



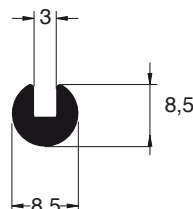
002.000176  
PVC



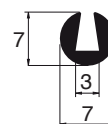
001.000726  
EPDM



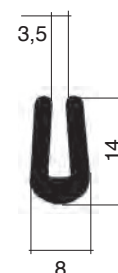
001.000807  
EPDM



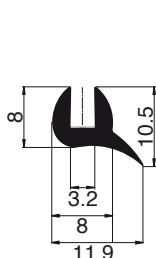
002.000036  
PVC  
con o senza  
sigillante/hot melt



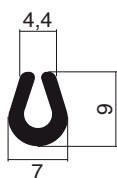
001.000717  
EPDM



002.000139  
PVC



002.000225  
PVC  
con o senza  
sigillante/hot melt



002.000106  
PVC  
con o senza  
sigillante/hot melt



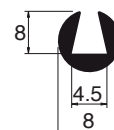
001.000740  
EPDM



001.000802  
EPDM



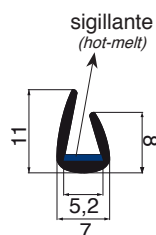
001.001981  
EPDM



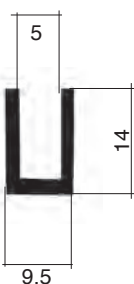
001.000720  
EPDM



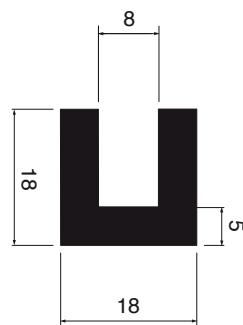
001.001982  
EPDM



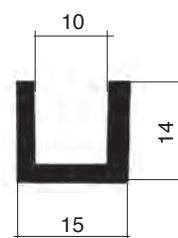
002.000521  
PVC  
con o senza  
sigillante/hot melt



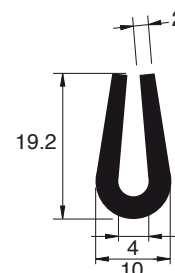
002.000164  
PVC



001.002123  
EPDM



001.000556  
EPDM

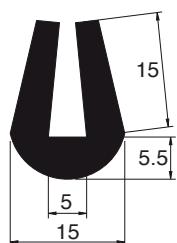


001.000631  
EPDM

Tolleranze dimensionali secondo norme UNI ISO 3302-E2 e DIN 16941-3B  
Dimensions tolerances according norms

## 2 Profili in Gomma per Applicazioni Varie - Profili Termoplastici


*Solid rubber profiles special sections - PVC extruded profiles*



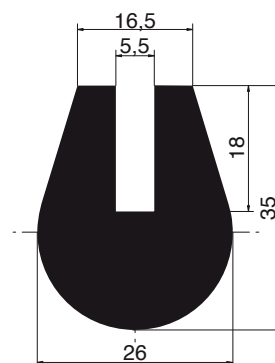
001.000559  
EPDM



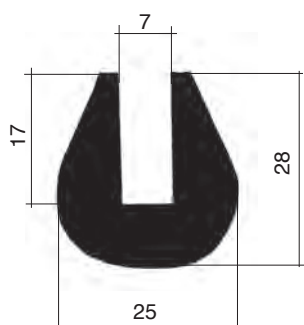
001.001983  
EPDM



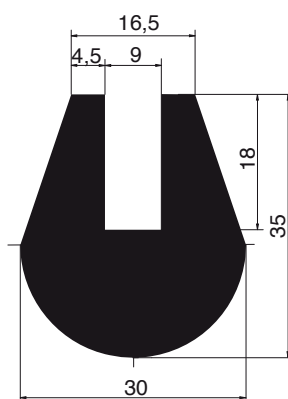
001.001984  
EPDM



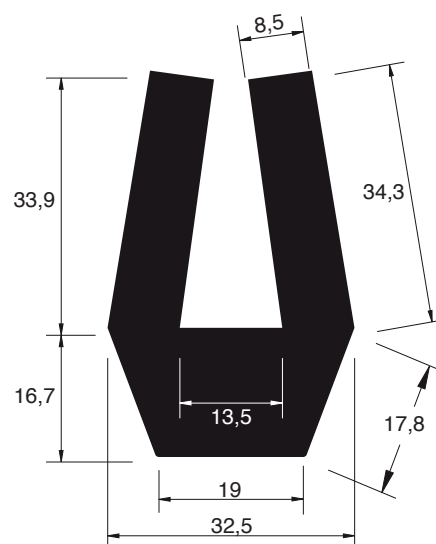
001.001476  
EPDM



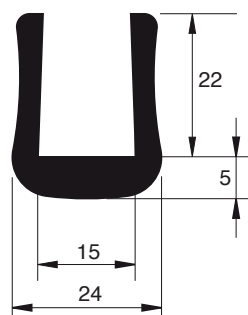
001.000913  
EPDM



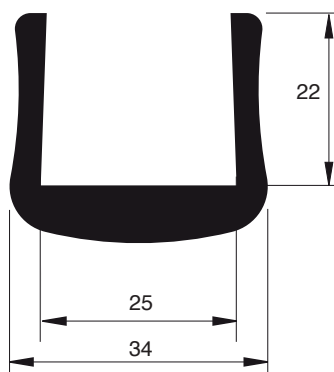
001.001517  
EPDM



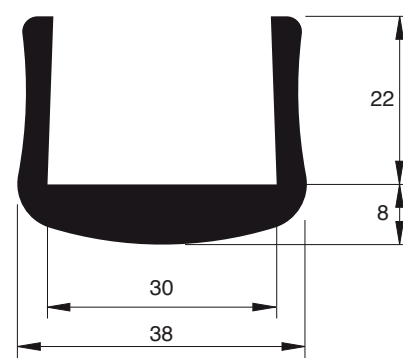
001.000792  
EPDM



001.000775  
EPDM



001.000777  
EPDM

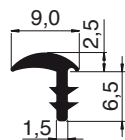


001.000779  
EPDM

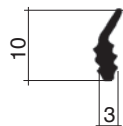
Tolleranze dimensionali secondo norme UNI ISO 3302-E2 e DIN 16941-3B  
 Dimensions tolerances according norms

## 2 Profili in Gomma per Applicazioni Varie - Profili Termoplastici

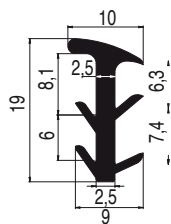
*Solid rubber profiles special sections - PVC extruded profiles*



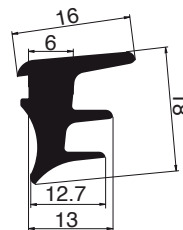
001.000580  
EPDM



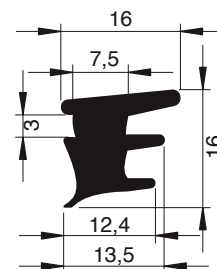
001.000969  
EPDM



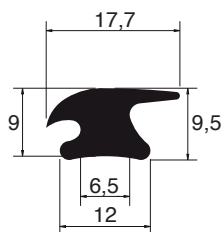
002.000376  
PVC



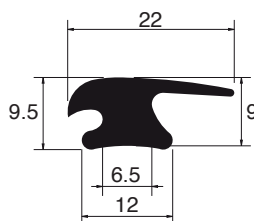
002.000375  
PVC



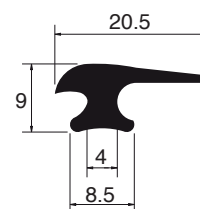
002.000147  
PVC



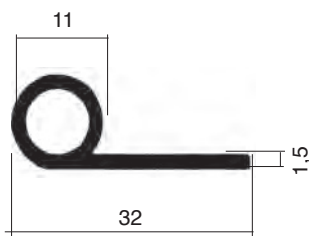
001.000755  
EPDM



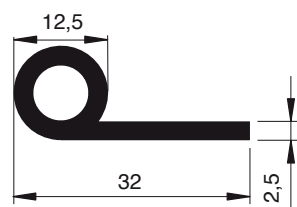
001.000756  
EPDM



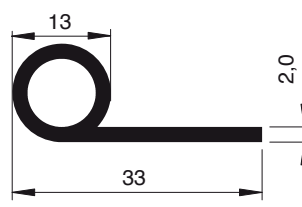
001.000861  
EPDM



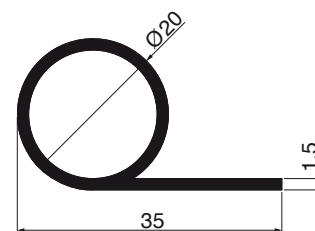
001.000801  
EPDM



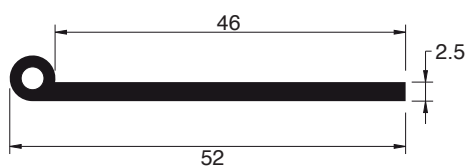
001.000571  
EPDM



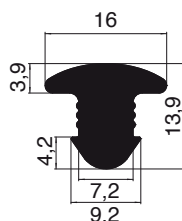
001.000596  
EPDM



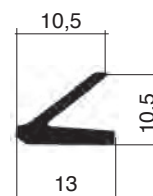
001.002074  
EPDM



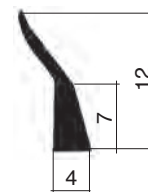
001.000638  
EPDM



001.001694  
EPDM



001.000716  
EPDM



001.000977  
EPDM

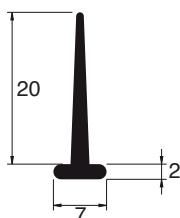
Tolleranze dimensionali secondo norme UNI ISO 3302-E2 e DIN 16941-3B  
 Dimensions tolerances according norms

## 2 Profili in Gomma per Applicazioni Varie - Profili Termoplastici

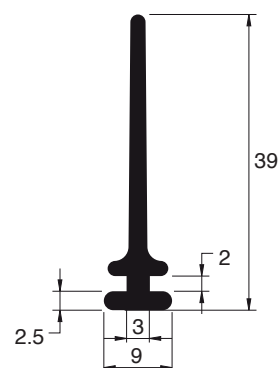
*Solid rubber profiles special sections - PVC extruded profiles*



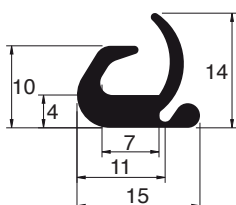
001.000741  
EPDM



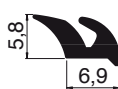
001.000637  
EPDM



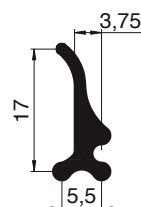
001.000636  
EPDM



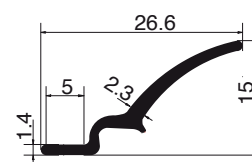
001.001434  
EPDM



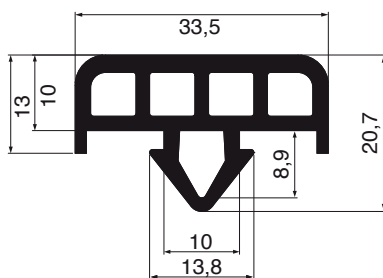
001.000581  
EPDM



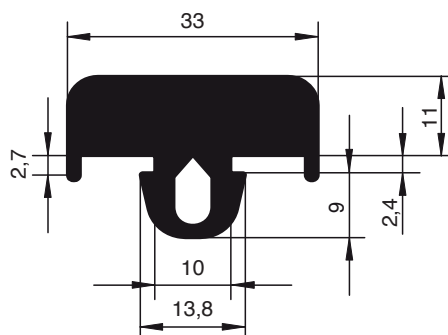
001.000588  
EPDM



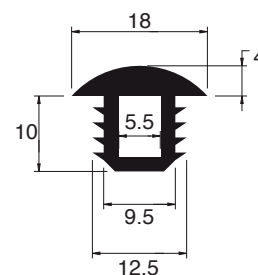
001.000609  
EPDM



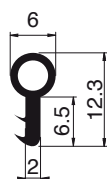
001.002121  
EPDM



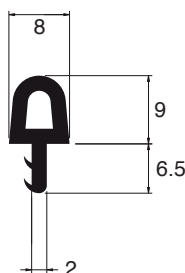
001.000618  
EPDM



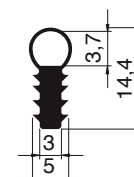
002.000203  
PVC



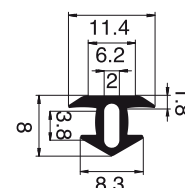
002.000579  
PVC



002.000445  
PVC



002.000267  
PVC

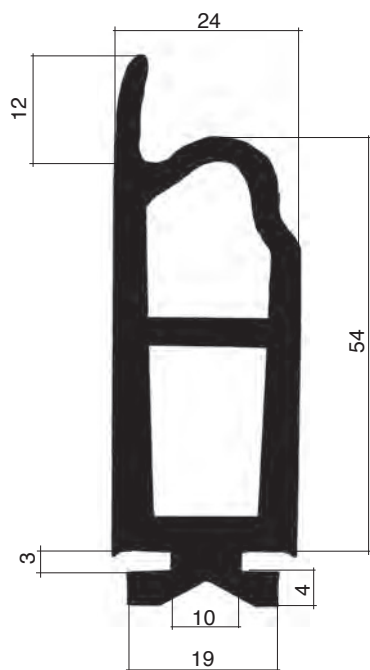


002.000268  
PVC

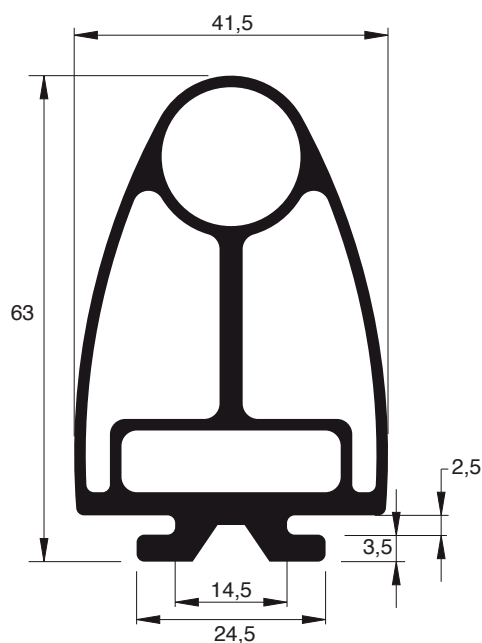
Tolleranze dimensionali secondo norme UNI ISO 3302-E2 e DIN 16941-3B  
 Dimensions tolerances according norms

## 2 Profili in Gomma per Applicazioni Varie - Profili Termoplastici

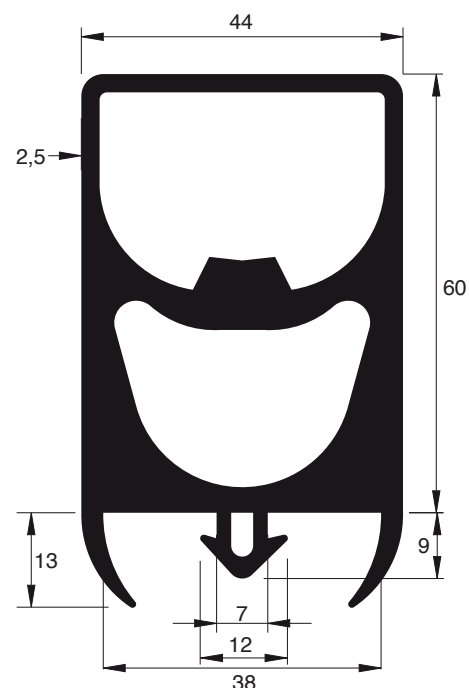
*Solid rubber profiles special sections - PVC extruded profiles*



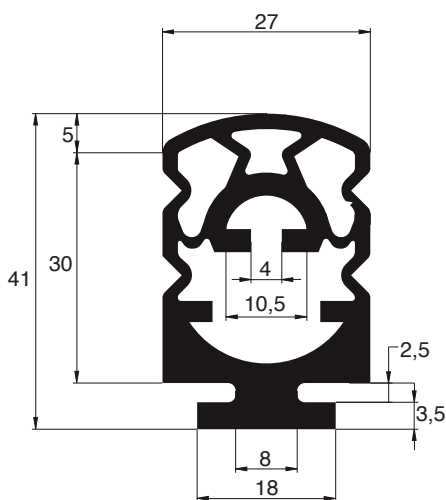
**001.000796**  
**EPDM**



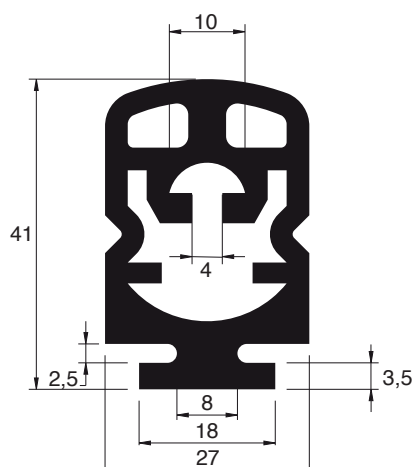
**001.000654**  
**EPDM**



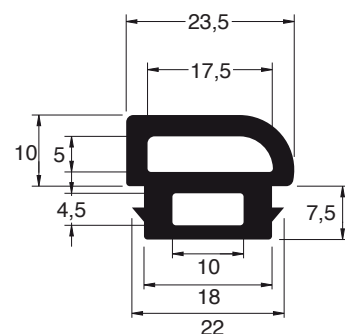
**001.000652**  
**EPDM**



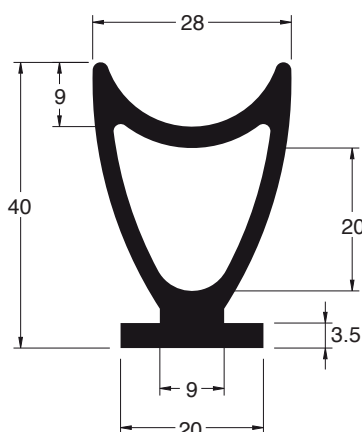
**001.000621**  
**EPDM**



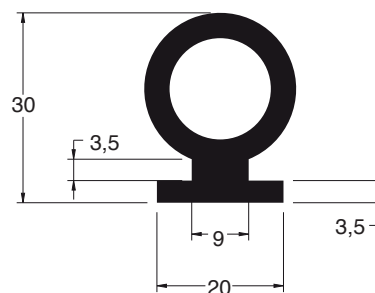
**001.000725**  
**EPDM**



**001.000647**  
**EPDM**



**001.000682**  
**EPDM**




**001.000681**  
**EPDM**

Tolleranze dimensionali secondo norme  
UNI ISO 3302-E2 e DIN 16941-3B  
Dimensions tolerances according norms

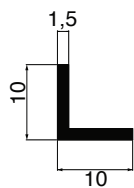


- 3** PROFILI E PARAURTI IN GOMMA PER RIBALTABILI - CONTAINER - CARRI FRIGORIFERI  
*Container - Refrigerator - Vagons Rubber profiles and bumper*
- TAMPONI IN GOMMA PER SPONDE - *Rubber profiles and bumper*
- PROFILI IN GOMMA E PVC - *Solid rubber profiles and PVC*

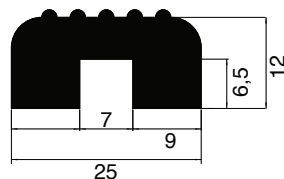


### 3 Profili e Paraurti in Gomma

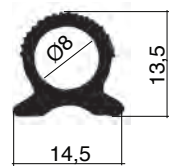
#### Solid Rubber Profiles and Bumper



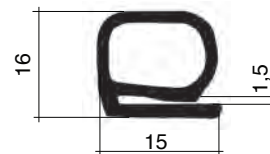
**001.001615**  
**EPDM**



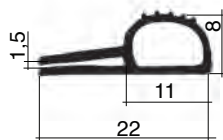
**002.000395**  
**PVC**



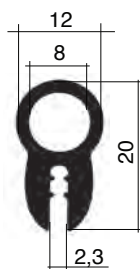
**001.000799**  
**EPDM**



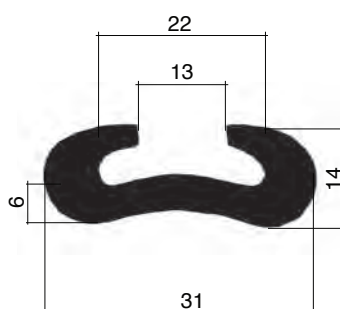
**001.000791**  
**EPDM**



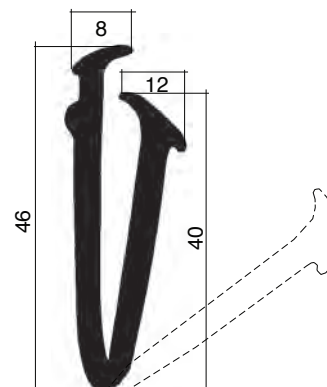
**001.000804**  
**EPDM**



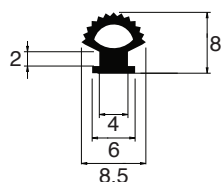
**001.000911**  
**EPDM**



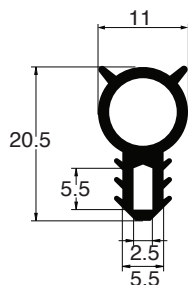
**001.000751**  
**EPDM**



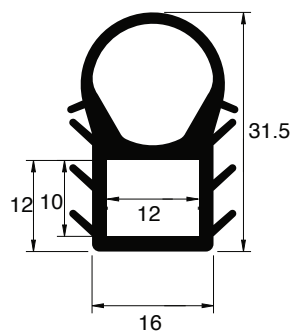
**001.000915**  
**EPDM**



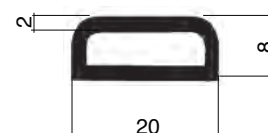
**001.000825**  
**EPDM**



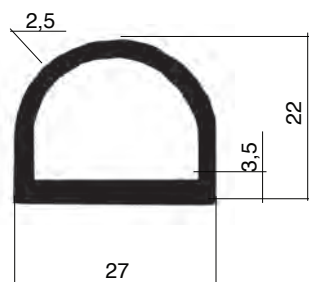
**001.000766**  
**EPDM**



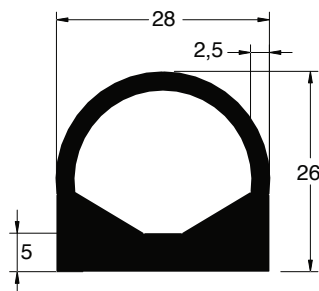
**001.000626**  
**EPDM**



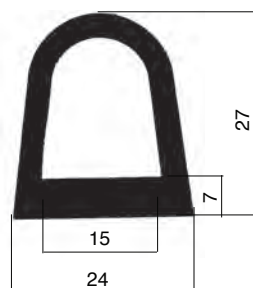
**001.000962**  
**EPDM**



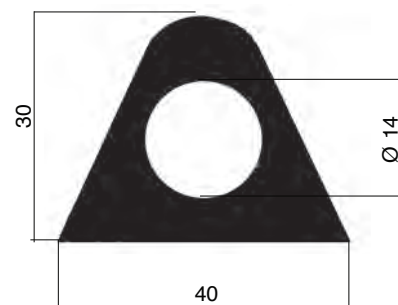
**001.000960**  
**EPDM**



**002.000251**  
**PVC**



**001.000902**  
**EPDM**

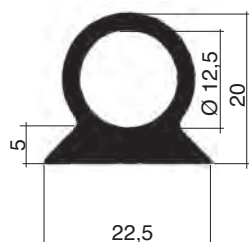


**001.000970**  
**EPDM**

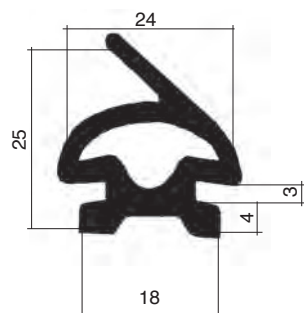
Tolleranze dimensionali secondo norme UNI ISO 3302-E2 e DIN 16941-3B  
 Dimensions tolerances according norms

### 3 Profili e Paraurti in Gomma

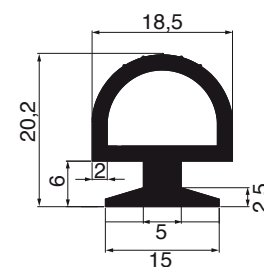
#### Solid Rubber Profiles and Bumper



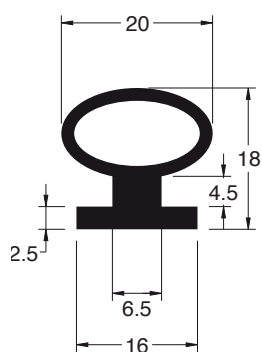
001.000904  
EPDM



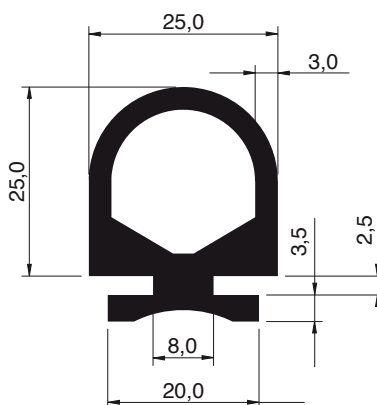
001.000662  
EPDM



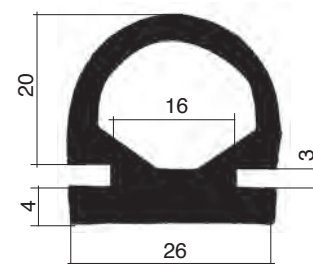
001.001606  
EPDM



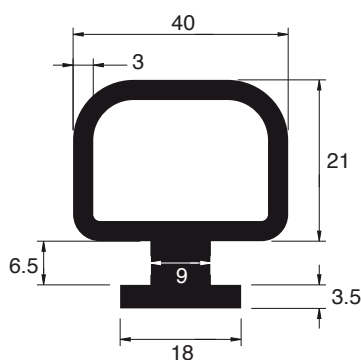
001.000645  
EPDM



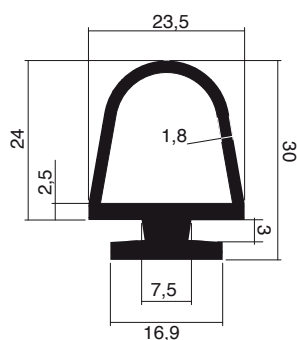
001.000569  
EPDM



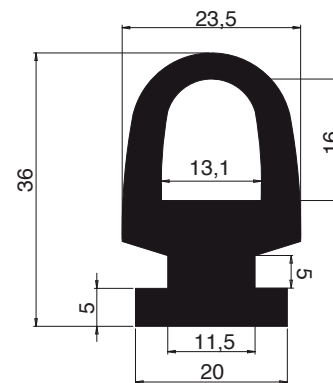
001.000788  
EPDM



002.000204  
PVC



002.000343  
PVC

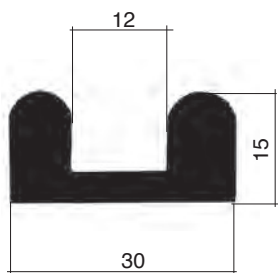


001.001581  
EPDM

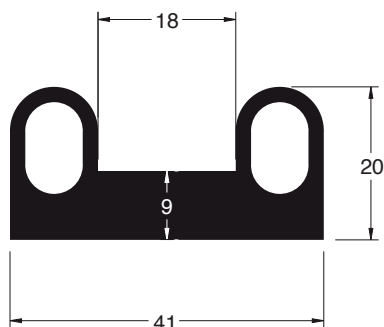
Tolleranze dimensionali secondo norme UNI ISO 3302-E2 e DIN 16941-3B  
 Dimensions tolerances according norms

### 3 Profili e Paraurti in Gomma

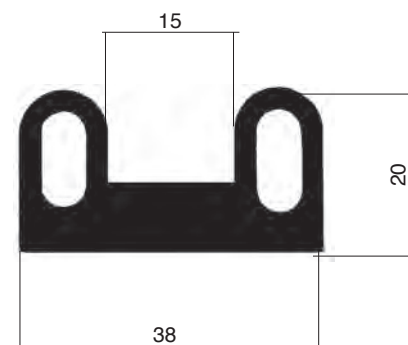
#### Solid Rubber Profiles and Bumper



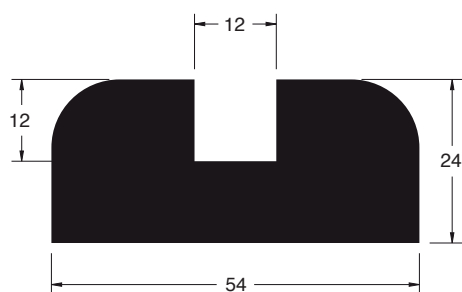
001.000811  
EPDM



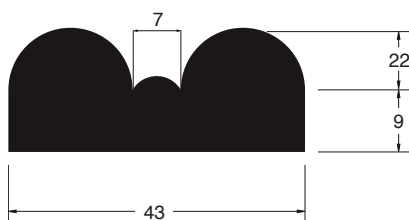
001.000644  
EPDM



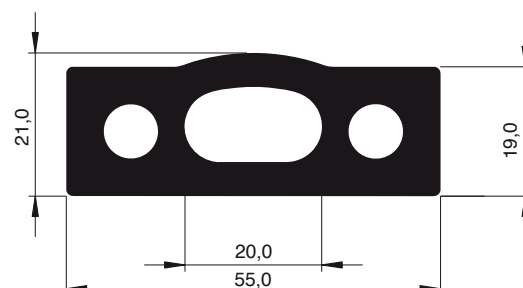
001.000753  
EPDM



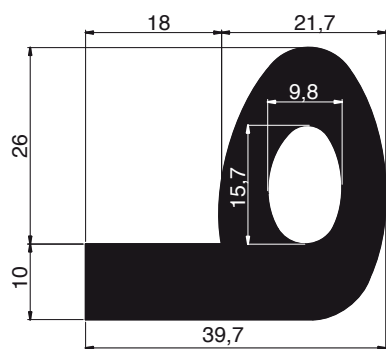
001.000941  
EPDM



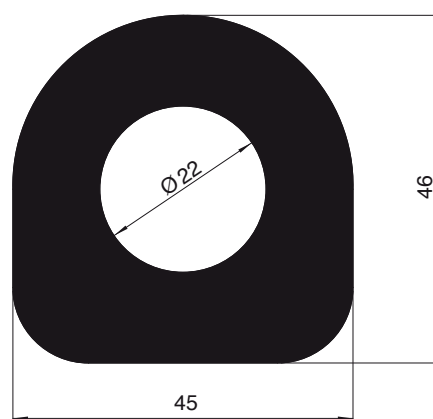
002.000165  
PVC



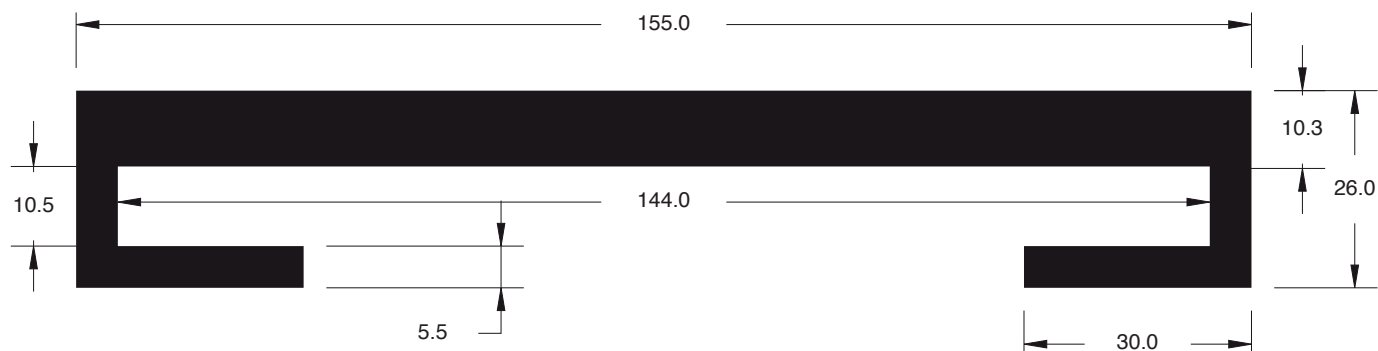
001.000592  
EPDM



001.001585  
EPDM



001.001586  
EPDM

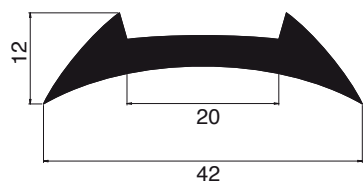


001.000901  
EPDM

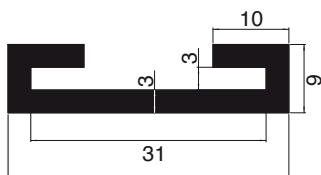
Tolleranze dimensionali secondo norme UNI ISO 3302-E2 e DIN 16941-3B  
Dimensions tolerances according norms

### 3 Profili in Gomma e PVC

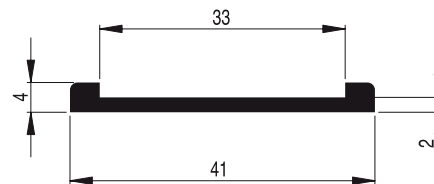
#### Solid Rubber and PVC Profiles



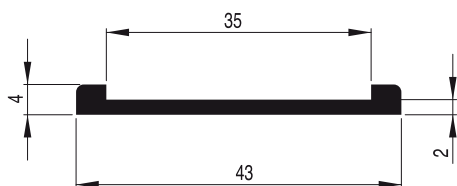
001.001627  
EPDM



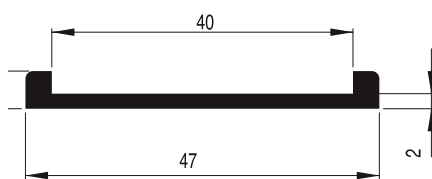
002.000243  
PVC



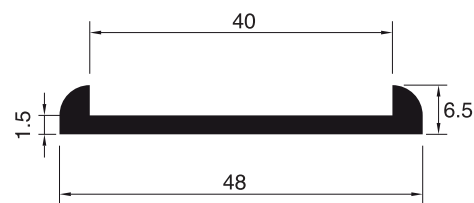
002.000087  
PVC



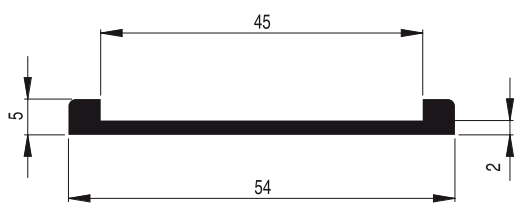
002.000182  
PVC




002.000183  
PVC



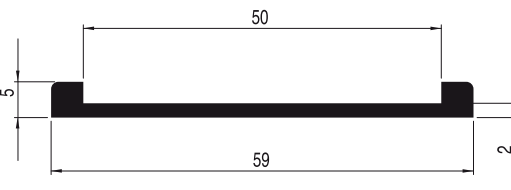
002.000187  
PVC




002.000184  
PVC



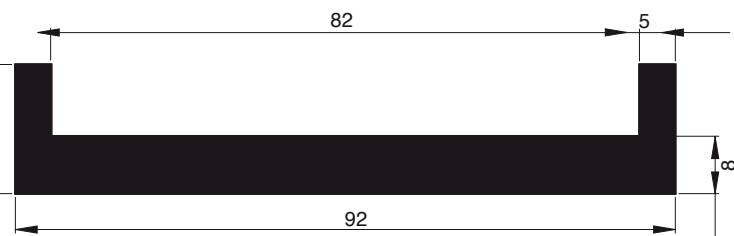
002.000012  
PVC



002.000186  
PVC



001.000687  
EPDM



001.000691  
EPDM



002.000348  
PVC





002.000246  
PVC

Tolleranze dimensionali secondo norme UNI ISO 3302-E2 e DIN 16941-3B  
Dimensions tolerances according norms

### 3 Vulcanizzazione Profilo *Pressed Seal*

CORNICE IN GOMMA FINITA 4 ANGOLI  
*Seal with 4 corners*



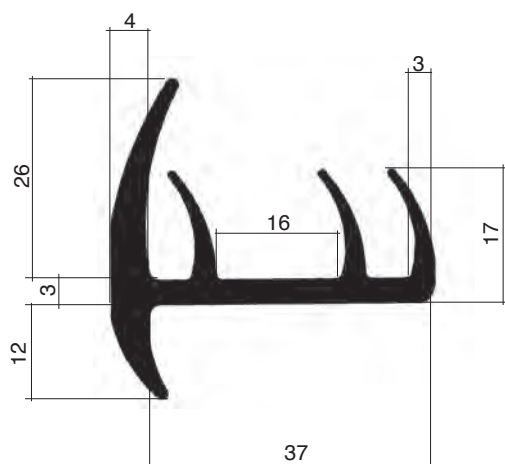
ANGOLO VULCANIZZATO  
*Vulcanization angle*



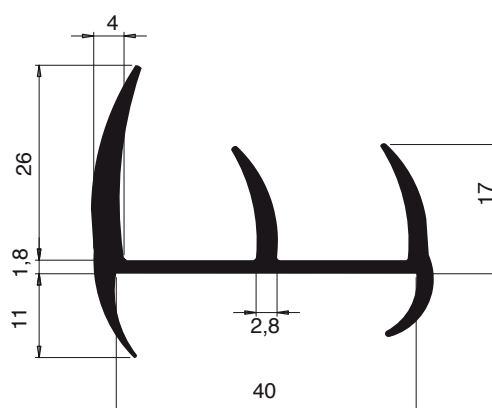


### 3 Profili in Gomma per Container e Carri Frigorifero

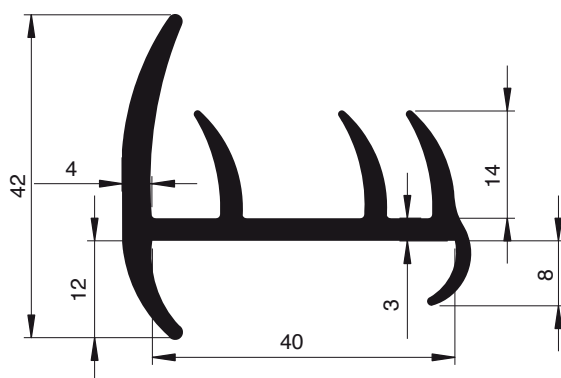
#### Rubber Profiles for Containers and Refrigerator Vagons



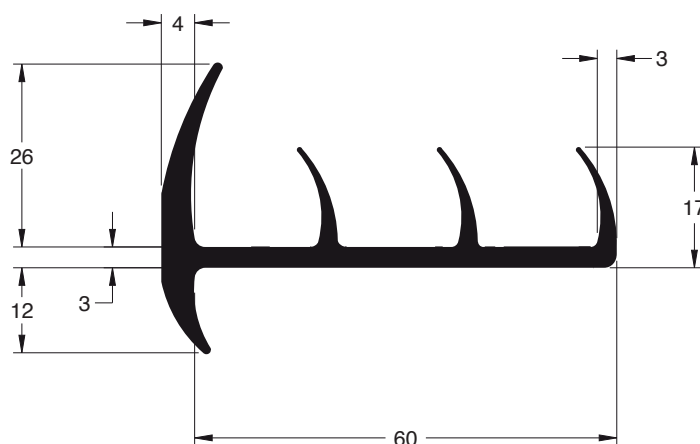
**001.000936**  
**EPDM**  
 (rotoli/roll da mt 12,5)



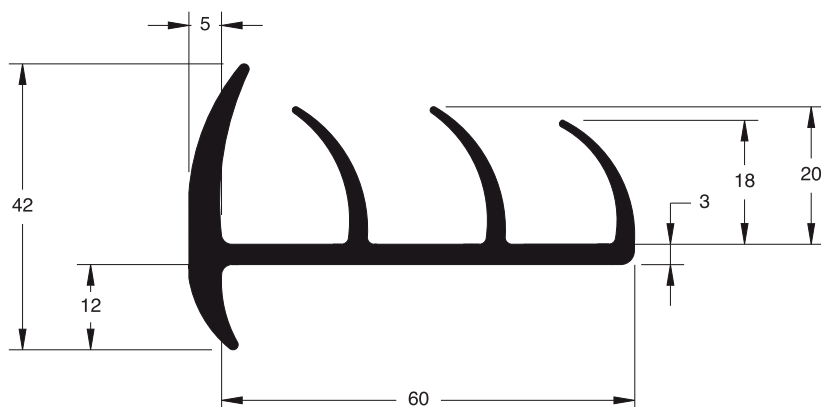
**001.001431**  
**EPDM**  
 (rotoli/roll da mt 12,5)



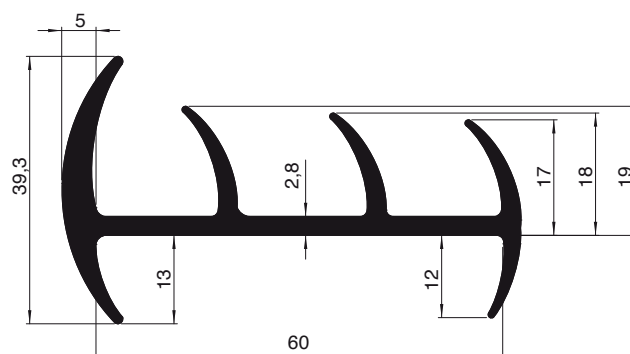
**001.000610**  
**EPDM**  
 (rotoli/roll da mt 12,5)



**001.000956**  
**EPDM**  
 (rotoli/roll da mt 12,5)



**001.000957**  
**EPDM**  
 (rotoli/roll da mt 12,5)

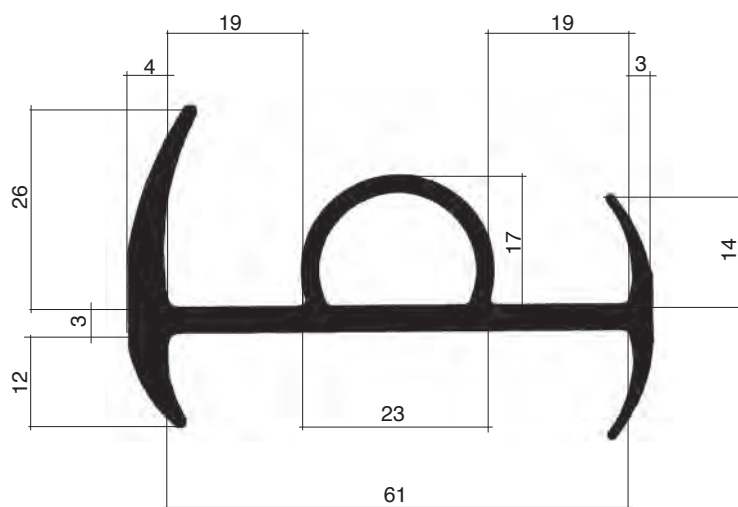


**001.001882**  
**EPDM**  
 (rotoli/roll da mt 14,5)

Tolleranze dimensionali secondo norme UNI ISO 3302-E2 e DIN 16941-3B  
 Dimensions tolerances according norms

### 3 Profili in Gomma per Container e Carri Frigorifero

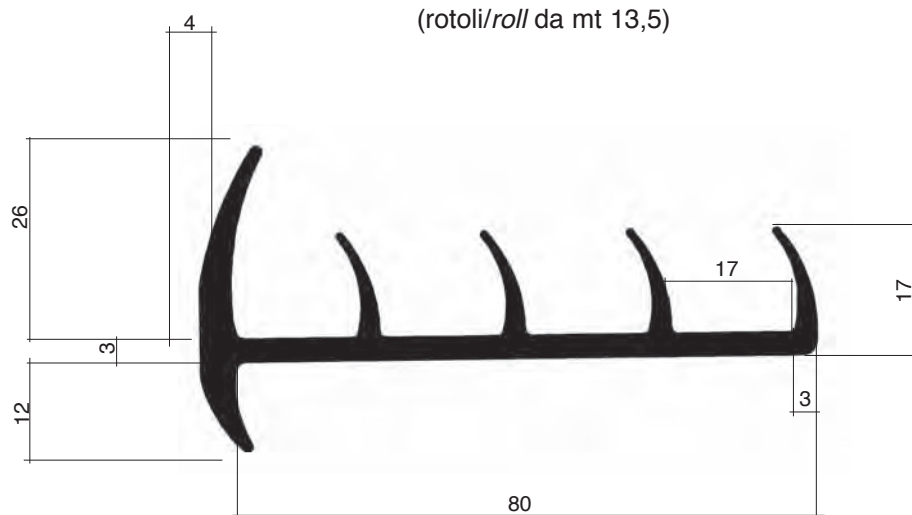
*Rubber Profiles for Containers and Refrigerator Vagons*



**001.000950**

**EPDM**

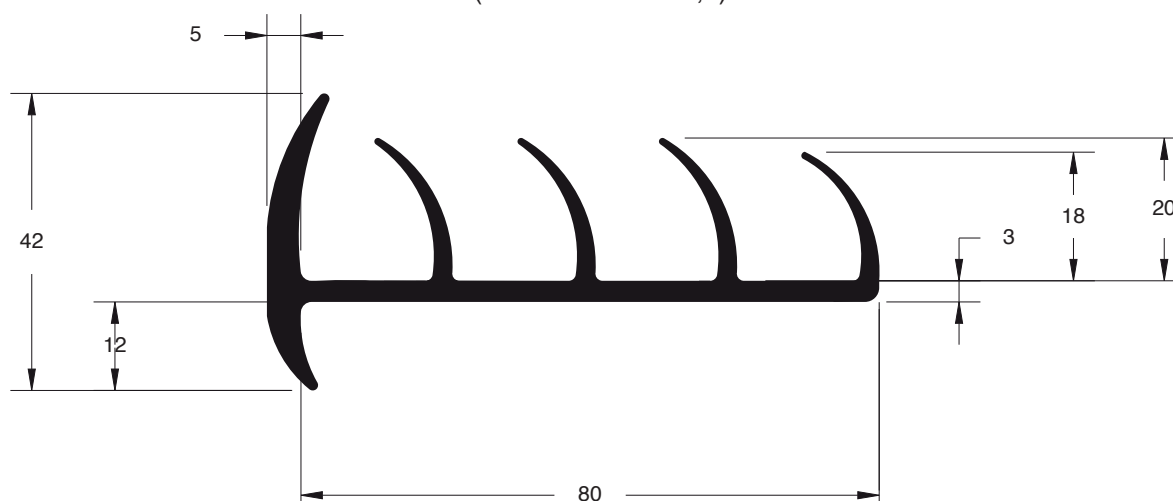
(rotoli/roll da mt 13,5)



**001.000964**

**EPDM**

(rotoli/roll da mt 13,5)



**001.000965**

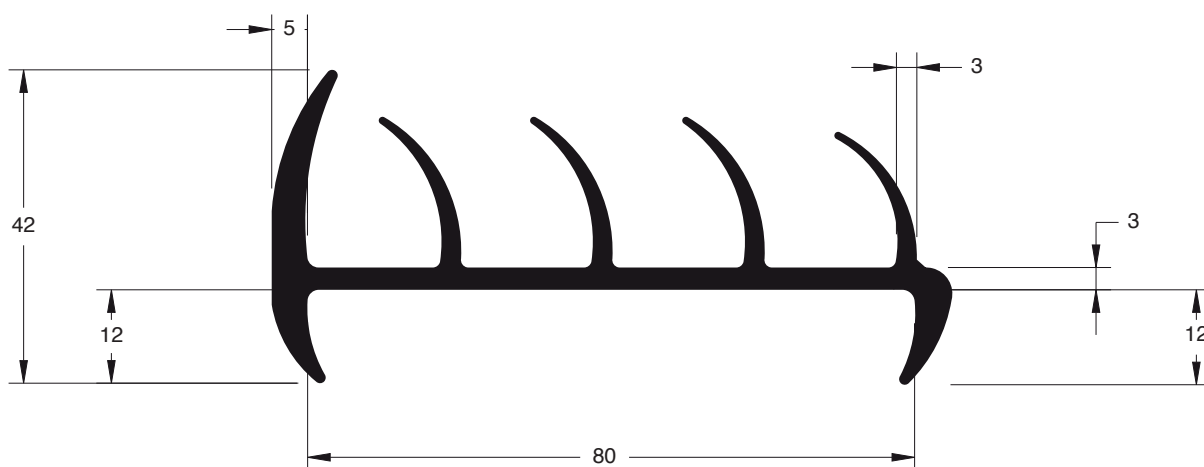
**EPDM**

(rotoli/roll da mt 13,5)

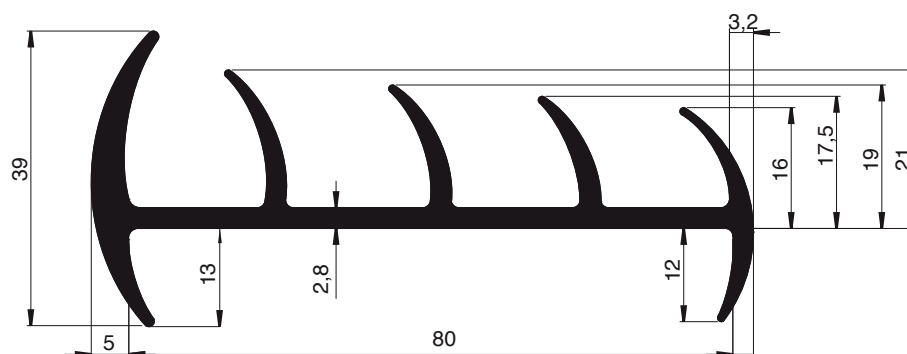
Tolleranze dimensionali secondo norme  
 UNI ISO 3302-E2 e DIN 16941-3B  
 Dimensions tolerances according norms

### 3 Profili in Gomma per Container e Carri Frigorifero

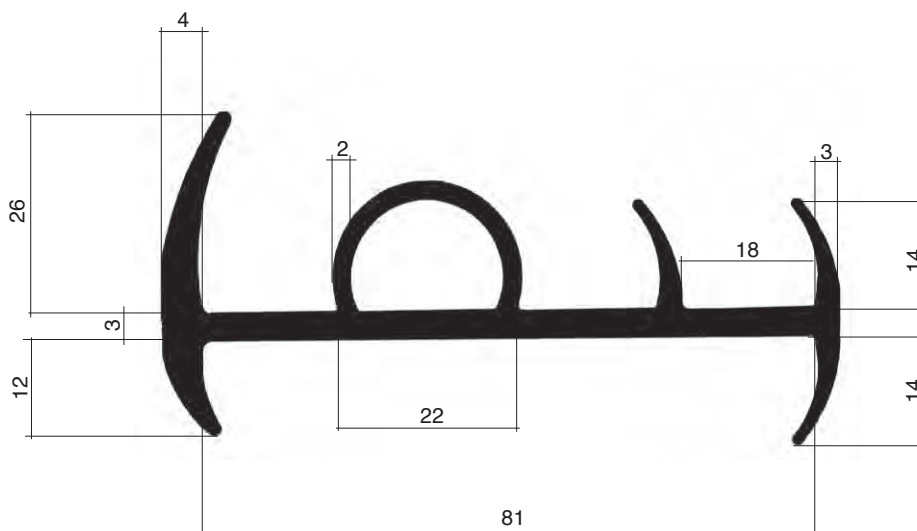
*Rubber Profiles for Containers and Refrigerator Vagons*



**001.000966**  
**EPDM**  
 (rotoli/roll da mt 13,5)



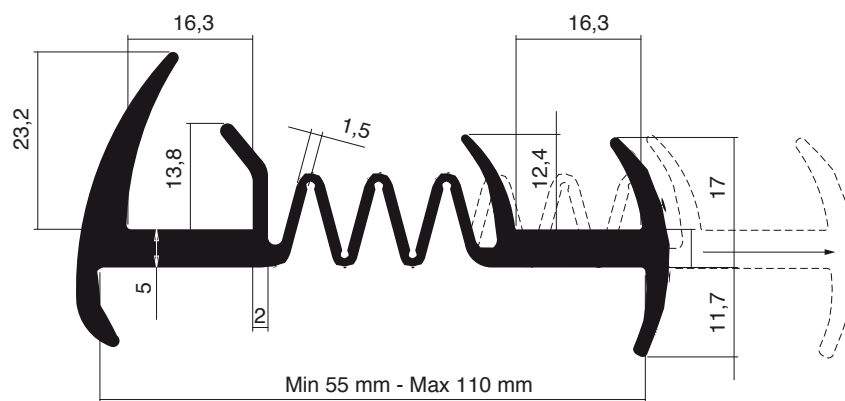
**001.001883**  
**EPDM**  
 (rotoli/roll da mt 14,5)



**001.000963**  
**EPDM**  
 (rotoli/roll da mt 12,5)

Tolleranze dimensionali secondo norme  
 UNI ISO 3302-E2 e DIN 16941-3B  
 Dimensions tolerances according norms

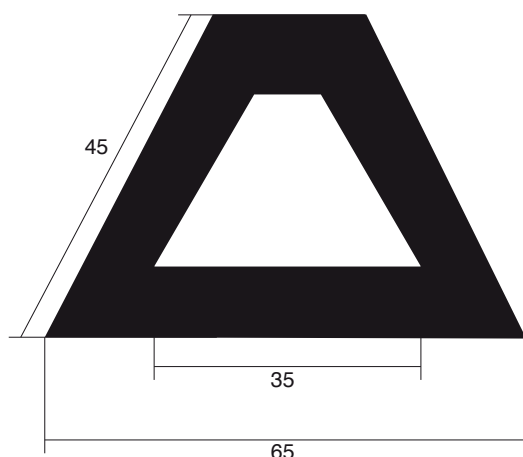
### 3 Profili in Gomma per Container e Carri Frigorifero Rubber Profiles for Containers and Refrigerator Vagons



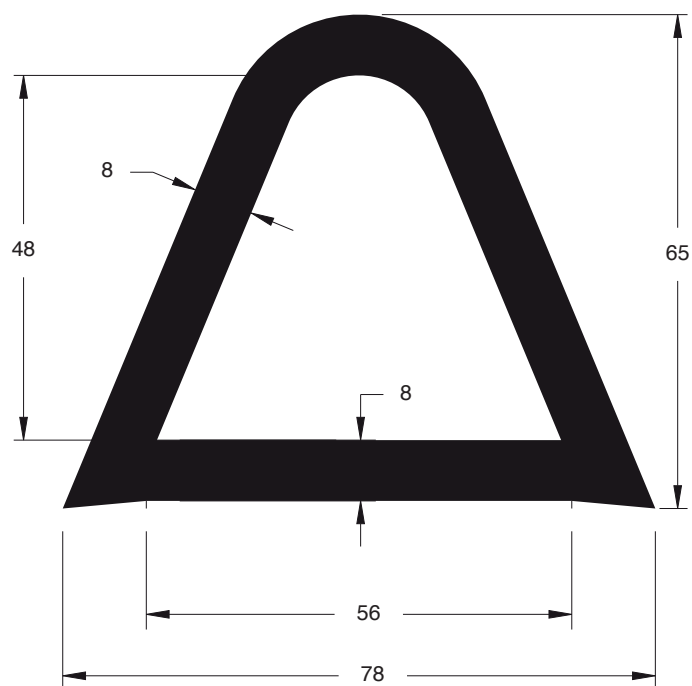
**001.000931**  
**EPDM**  
 (rotoli/roll da mt 13,5)

### 3 Tamponi in Gomma per Sponde


Rubber Profiles and Bumpers



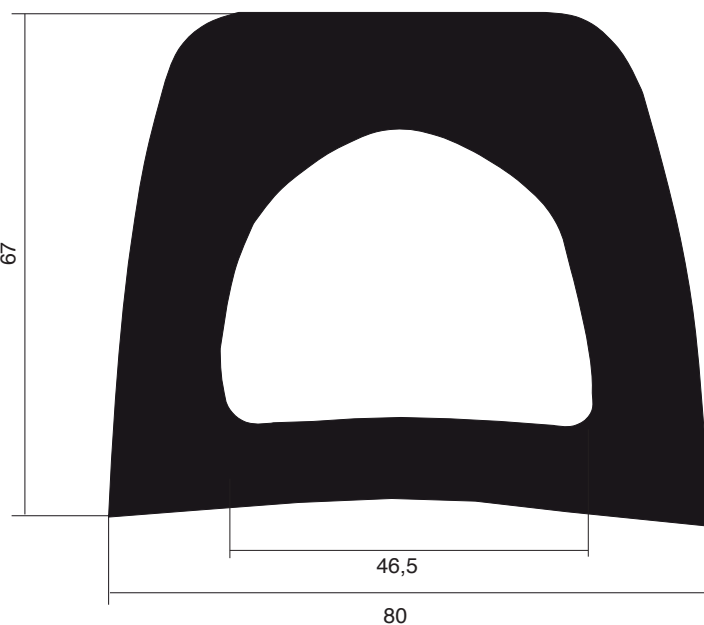
**001.000800**  
(verghe/pieces da mm 2600)  
**EPDM**



**002.000213**  
(verghe/pieces da mm 2600)  
**PVC**



**001.000812**  
(verghe/pieces da mm 2600)  
**EPDM**



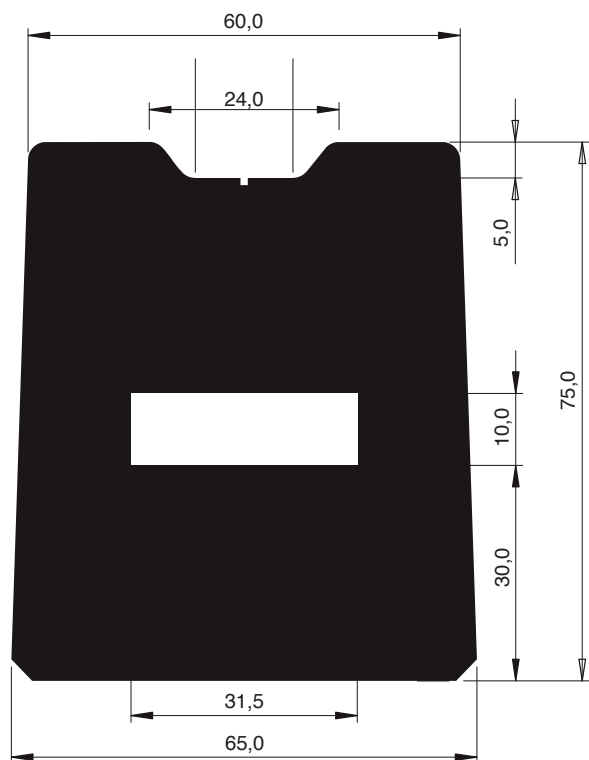
**001.000750**  
(verghe/pieces da mm 2600)  
**EPDM**

**SU RICHIESTA SONO FORNIBILI VERGHE DI LUNGHEZZA DIVERSA**  
*Other length upon request*

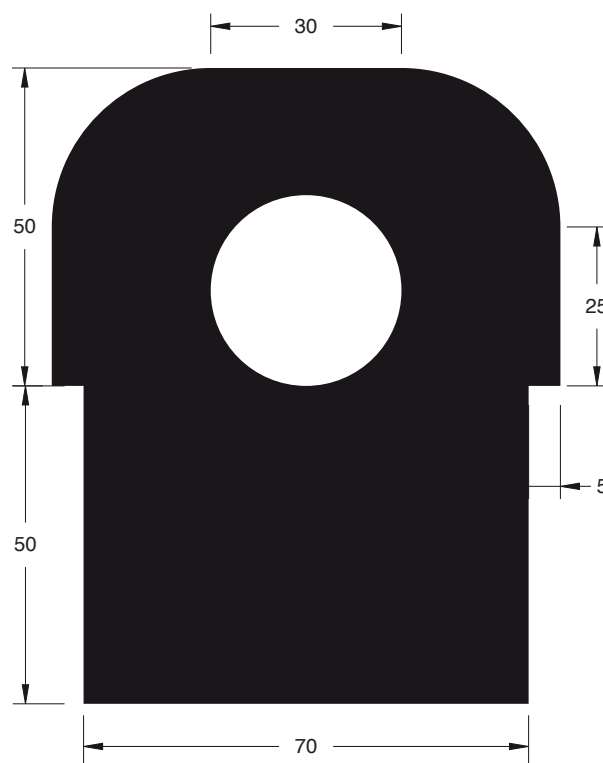
Tolleranze dimensionali secondo norme UNI ISO 3302-E2 e DIN 16941-3B  
*Dimensions tolerances according norms*

### 3 Tamponi in Gomma per Sponde

Rubber Profiles and Bumpers



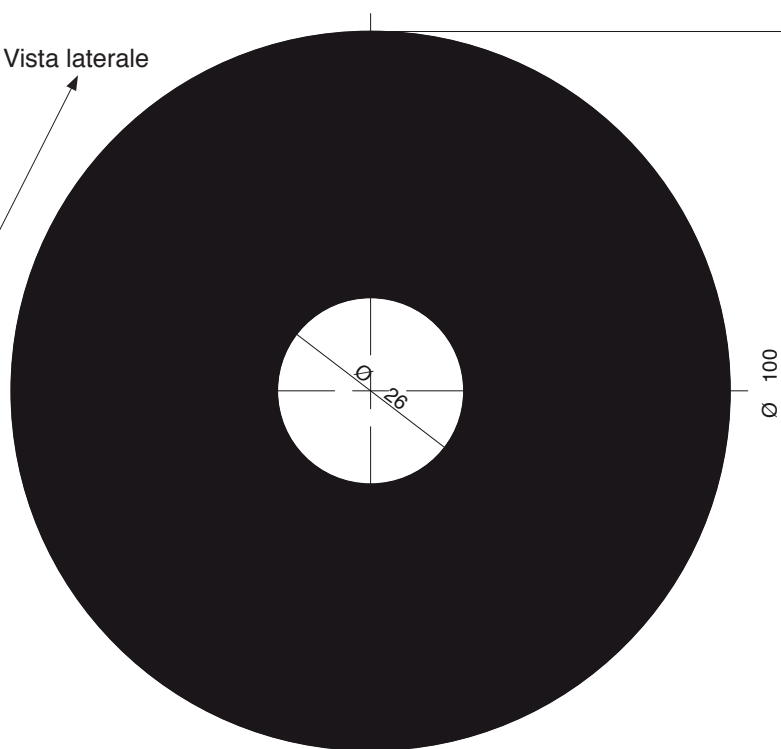
**001.000693**  
(verghel/pieces da mm 2600)  
**EPDM**



**001.000685**  
(verghel/pieces da mm 4500 massimo)  
**EPDM**



Vista laterale



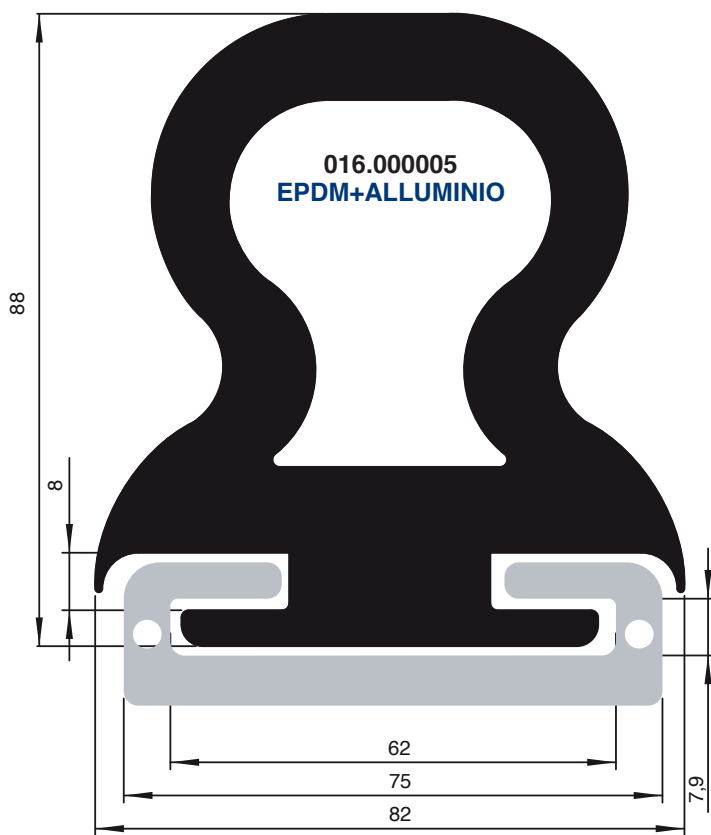
**005.000073**  
**SBR**

Tolleranze dimensionali secondo norme UNI ISO 3302-E2 e DIN 16941-3B  
Dimensions tolerances according norms



### 3 Tamponi in Gomma per Sponde

#### Rubber Profiles and Bumpers



A RICHIESTA FORNIBILE  
IN LUNGHEZZE DIVERSE  
*Other lenght upon request*

da mm. 100 a  
mm. 3000

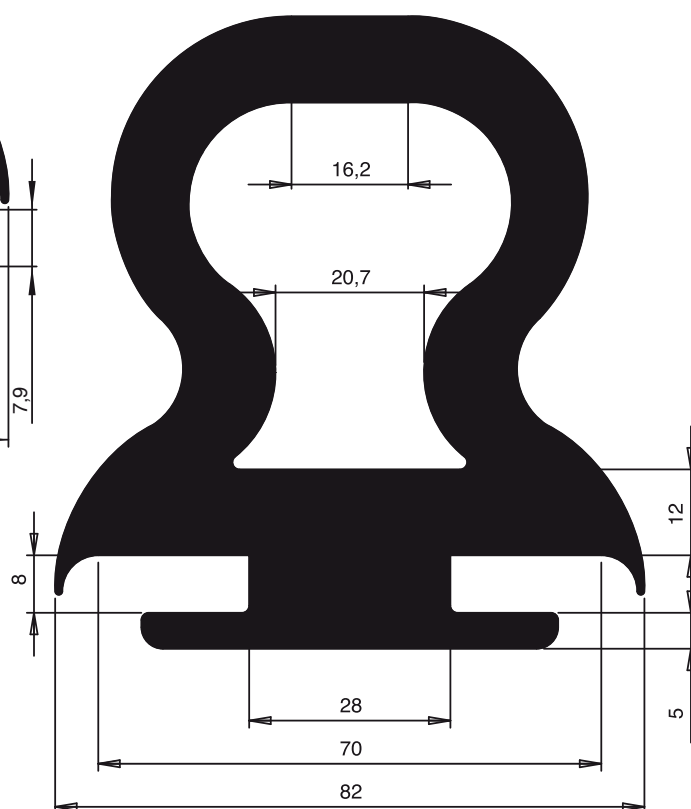
PEZZO/ Pieces STANDARD  
mm. 3000



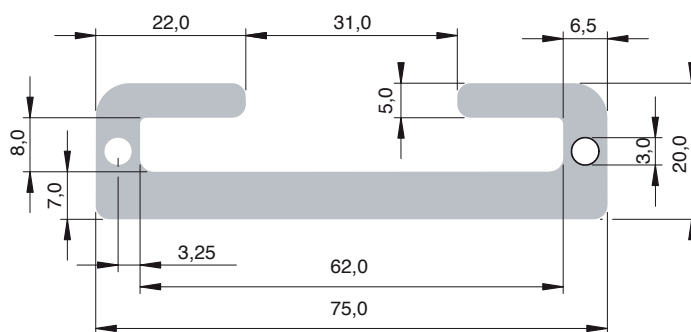
TAPPO PER CHUSURA PARAUERTO



ANCHE PERSONALIZZATO



001.000585  
EPDM



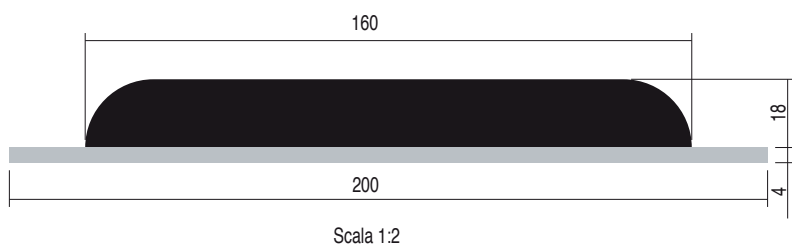
010.000019  
(verghe/pieces da mm. 3.000)  
ALLUMINIO

Tolleranze dimensionali secondo norme UNI ISO 3302-E2 e DIN 16941-3B  
*Dimensions tolerances according norms*

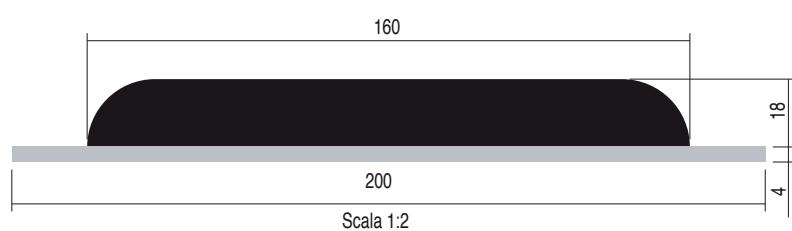
### 3 Tamponi in Gomma Stampati per Appoggio Telaio

*Molded Rubber Bumpers for Support Frame*

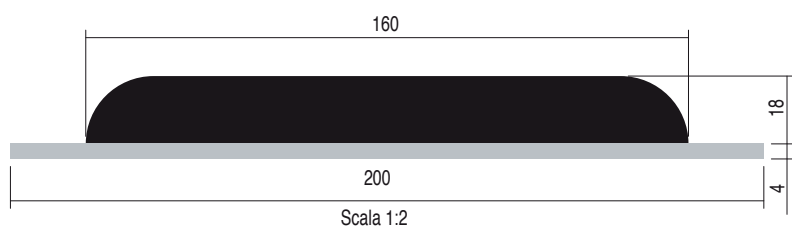
GOMMA SBR (80 ±5 shore) + METALLO (Ferro o Alluminio)  
 SBR RUBBER (80 ±5 shore) + METAL (Steel or Aluminium)



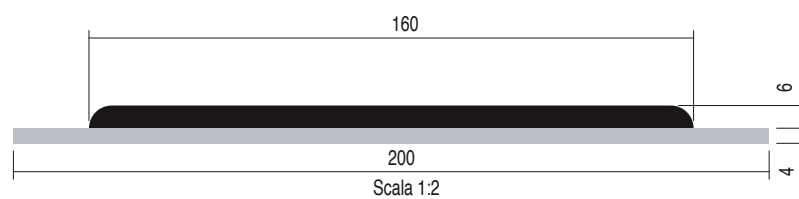
005.000011



005.000012



005.000013

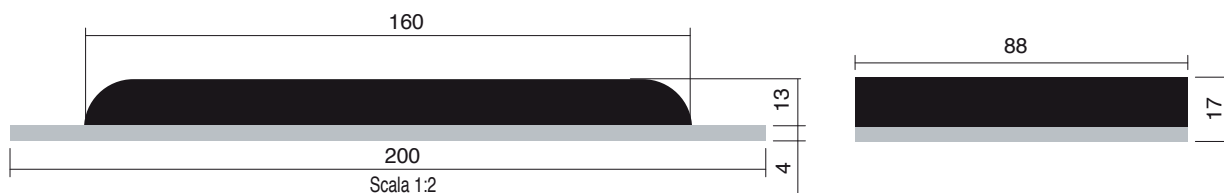


005.000014

Tolleranze dimensionali secondo norme UNI ISO 3302-E2 e DIN 16941-3B  
 Dimensions tolerances according norms

### 3 Tamponi in Gomma Stampati per Appoggio Telaio Molded Rubber Bumpers for Support Frame

GOMMA SBR (80 ±5 shore) + METALLO (Ferro o Alluminio)  
 SBR RUBBER (80 ±5 shore) + METAL (Steel or Aluminium)




005.000016



005.000017

- 4** PROFILI IN BICOMPONENTE - *Co-Extrusion profile*  
 PROFILI IN GOMMA SPUGNA CON BIADESIVO - *Adhesive sponge rubbers profiles*  
 PROFILI IN BICOMPONENTE CON BIADESIVO - *Co-extrusion profiles with adhesive*  
 PROFILI COPRIBORDO/PROTEZIONE - *Edge protector*  
 PROFILI PER APPLICAZIONI VARIE CON LAMIERINO  
*Profiles for special applications with steel carrier broken*  
 PROFILI DI TENUTA ARIA-ACQUA - *Sealing profiles (guisnap)*  
 PROFILI ASSEMBLATI - *PVC with embedded steel base strip bonded to EPDM sponge rubber*

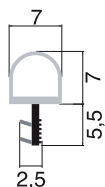


## 4 Profili in Bicomponente

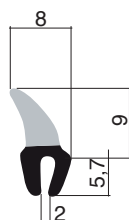
### Co-Extrusion Profiles

#### Compressione BULBO IN SPUGNA - SPONGE RUBBER BULB compression

Schiacciamento/deformazione consigliato non superiore al 50%. Oltre questo limite non è garantito il ritorno alla posizione originale.  
 Compression recommended not exceeding 50%. Over this limit is not guaranteed to return to its original shape



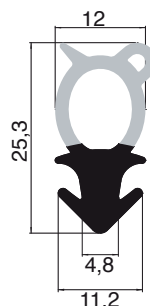
**002.000455**  
**PVC MORBIDO**  
**+ PVC RIGIDO**



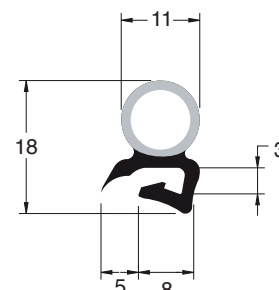
**001.001045**  
**EPDM**



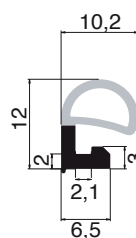
**001.001324**  
**EPDM**



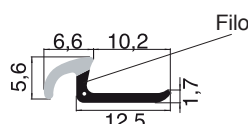
**001.001995**  
**EPDM**



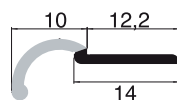
**001.001173**  
**EPDM**



**001.001341**  
**EPDM**



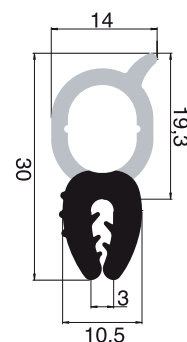
**001.001342**  
**EPDM**  
**+ FILO**



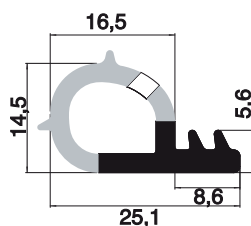
**001.001767**  
**EPDM**



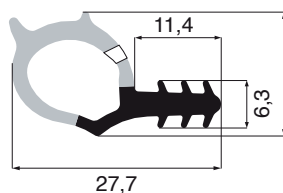
**001.001842**  
**EPDM**



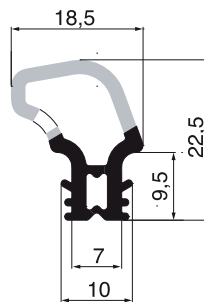
**001.001253**  
**EPDM**



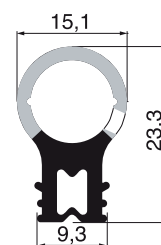
**001.001979**  
**EPDM**



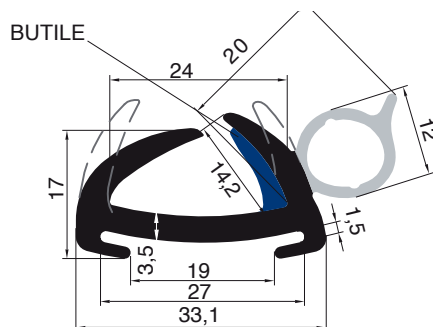
**001.002136**  
**EPDM**



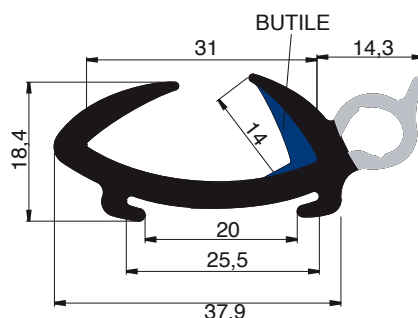
**001.002143**  
**EPDM**



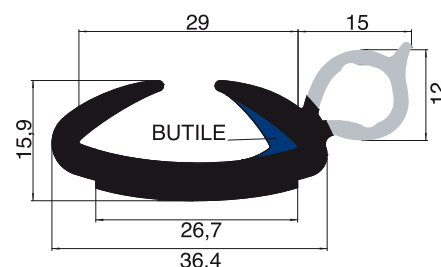
**001.002142**  
**EPDM**



**001.001346**  
**EPDM**



**001.001344**  
**EPDM**



**001.000989**  
**EPDM**

Tolleranze dimensionali secondo norme UNI ISO 3302-E2 e DIN 16941-3B  
 Dimensions tolerances according norms

## 4 Profili in Gomma Spugna con Biadesivo

### Adhesive Sponge Rubbers Profiles

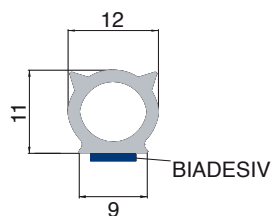
#### Compressione BULBO IN SPUGNA - SPONGE RUBBER BULB compression

Schiacciamento/deformazione consigliato non superiore al 50%. Oltre questo limite non è garantito il ritorno alla posizione originale.

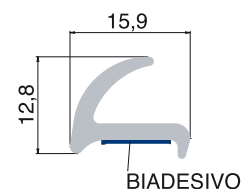
Compression recommended not exceeding 50%. Over this limit is not guaranteed to return to its original shape



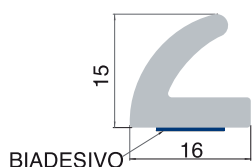
**003.000146**  
**EPDM**



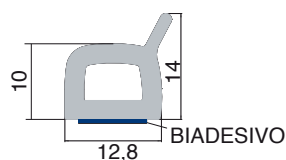
**003.000144**  
**EPDM**



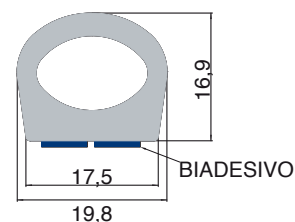
**003.000143**  
**EPDM**



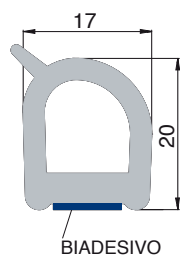
**003.000123**  
**EPDM**



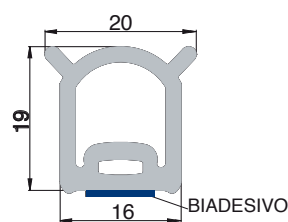
**003.000116**  
**EPDM**



**003.000125**  
**EPDM**



**003.000211**  
**EPDM**

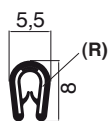


**003.000210**  
**EPDM**

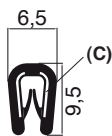


## 4 Profili Copribordi in PVC

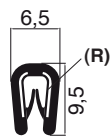
### PVC Edge Protectors


**002.000366**

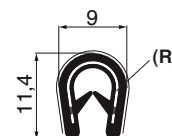
\*\*da mm. 0,8 a 1,5

**PVC**

**002.000288**

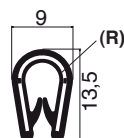
\*\*da mm. 1 a 2

**PVC**

**002.000289**

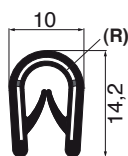
\*\*da mm. 1 a 2

**PVC**

**002.000530**

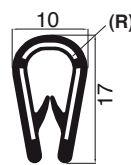
\*\*da mm. 2 a 4

**PVC**

**002.000286**

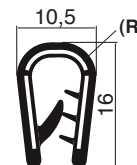
\*\*da mm. 1 a 3

**PVC**

**002.000480**

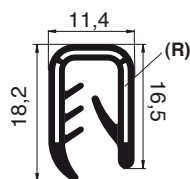
\*\*da mm. 1 a 4

**PVC**

**002.000294**
**002.000281**

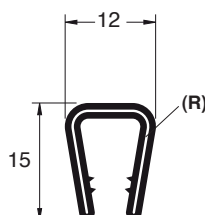
\*\*da mm. 1 a 4

**PVC**

**002.000282**

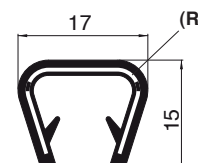
\*\*da mm. 2 a 5

**PVC**

**002.000406**

\*\*da mm. 4 a 6

**PVC**

**002.000295**

\*\*da mm. 6 a 8

**PVC**

**002.000407**

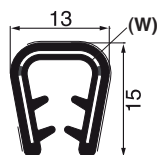
\*\*da mm. 10 a 12

**PVC**

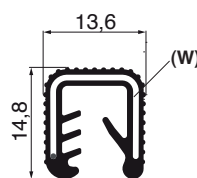
 Tolleranze dimensionali secondo norme DIN 16941-3B/4B  
 Dimensions tolerances according norms

## 4 Profili Copribordi in Gomma con Lamierino

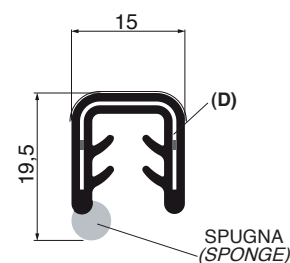
### EPDM Edge Protectors with Steel Carrier


**001.002036**

\*\*da mm. 5 a 6

**EPDM**

**001.002035**

\*\*da mm. 5 a 6

**EPDM**

**001.001191**

\*\*da mm. 4 a 7

**EPDM**

INSERTO METALLICO / Insert Metal

W = Filo metallico+inserto tessile/Wire carrier

C = Mono ponticello/Centre bar

D = Doppio ponticello/Doble bar

R = Lamierino rotto/Broken metal

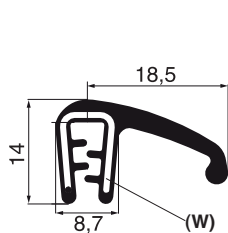
 \*\* Spessore di Applicazione  
 Clamping Range

 Tolleranze dimensionali secondo norme UNI ISO 3302-E2  
 Dimensions tolerances according norms

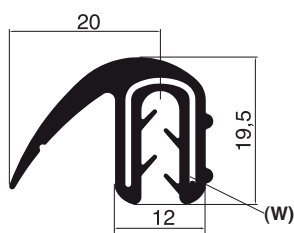


## 4 Profili per Applicazioni Varie con Lamierino

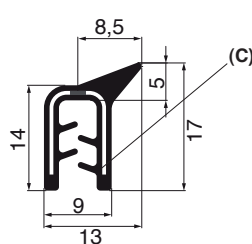
### Profiles for Special Applications with Steel Carrier Broken


**001.001596**

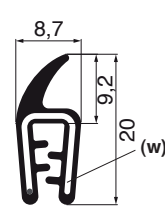
\*\*da mm. 2 a 4

**EPDM**

**001.001595**

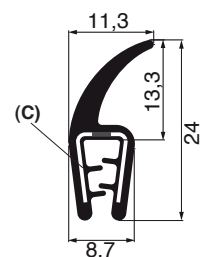
\*\*da mm. 1 a 3,5

**EPDM**

**001.001985**

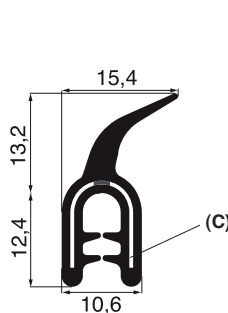
\*\*da mm. 1,5 a 3

**EPDM**

**001.001001**

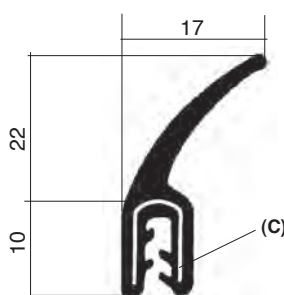
\*\*da mm. 1,5 a 3

**EPDM**

**002.000408**

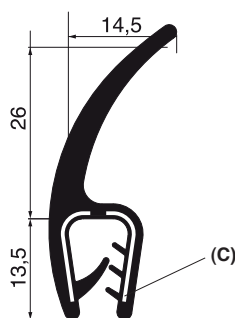
\*\*da mm. 1,5 a 3

**PVC**
**001.001881**  
**EPDM** DIN 5510

**001.001032**

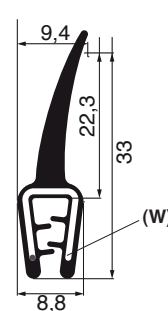
\*\*da mm 1 a 2

**EPDM**

**002.000434**

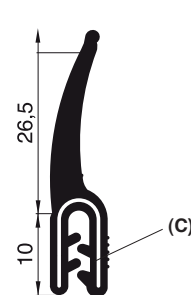
\*\*da mm 1,5 a 3

**PVC**

**001.001597**

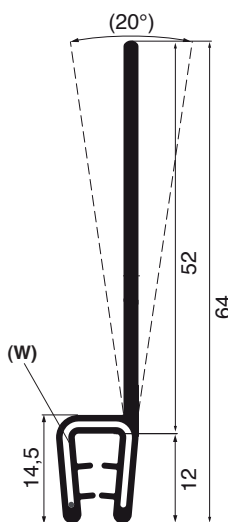
\*\*da mm. 3 a 5

**EPDM**

**001.001848**

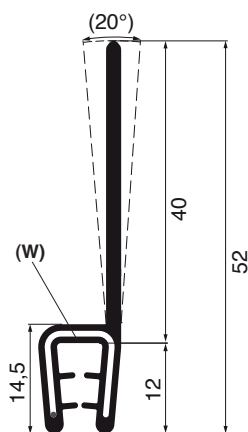
\*\*da mm 1 a 2,5

**EPDM**

**001.001567**

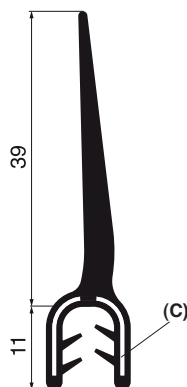
\*\*da mm. 1 a 2,5

**EPDM**

**001.002141**

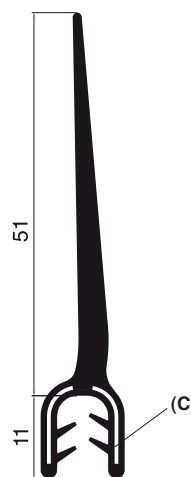
\*\*da mm. 2 a 3

**EPDM**

**001.002140**

\*\*da mm. 2 a 3

**EPDM**

**001.001524**

\*\*da mm. 2 a 4

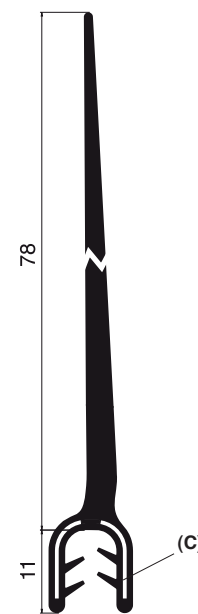
**EPDM**

**001.001525**

\*\*da mm. 2 a 4

**EPDM**

**002.000324**

\*\*da mm. 2 a 3

**PVC**

**001.001090**

\*\*da mm. 2 a 4

**EPDM**
**INSERTO METALLICO / Insert Metal**

 W = Filo metallico+inserto tessile/Wire carrier  
 C = Mono ponticello/Centre bar

 D = Doppio ponticello/Doble bar  
 R = Lamierino rotto/Broken metal

 \*\* Spessore di Applicazione  
 Clamping Range

 Tolleranze dimensionali secondo norme UNI ISO 3302-E2 e DIN 16941-3B  
 Dimensions tolerances according norms

**ATAG**

DAL 1947 DA VITA AI TUOI PROGETTI

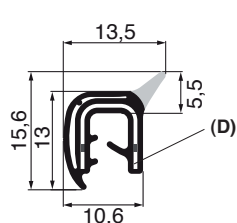

[WWW.ATAG-EUROPE.COM](http://WWW.ATAG-EUROPE.COM)

## 4 Profili di Tenuta Aria-Acqua

### Sealing Profiles (GUISNAP)

#### Compressione BULBO IN SPUGNA - SPONGE RUBBER BULB compression

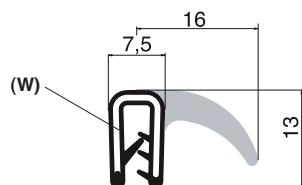
Schiacciamento/deformazione consigliato non superiore al 50%. Oltre questo limite non è garantito il ritorno alla posizione originale.  
 Compression recommended not exceeding 50%. Over this limit is not guaranteed to return to its original shape



**001.001986**

\*\*da mm. 1 a 2

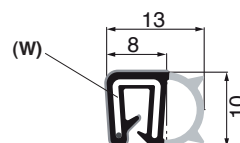
**EPDM**



**001.001334**

\*\*da mm. 1 a 2

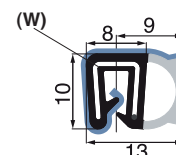
**EPDM**



**001.001963**

\*\*da mm. 1 a 2

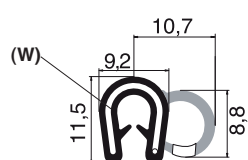
**EPDM**



**008.000050**

\*\*da mm. 1 a 2

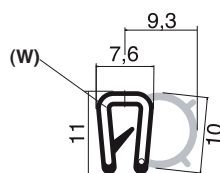
**EPDM+TESSUTO  
CONDUTTIVO**



**001.001210**

\*\*da mm.1 a 2

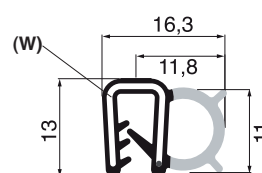
**EPDM**



**001.001209**

\*\*da mm.1 a 2

**EPDM**



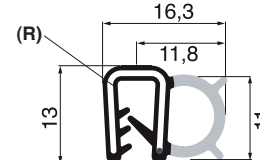
**001.001546**

\*\*da mm. 1 a 2

**EPDM**

**001.001828**

**EPDM UL94**



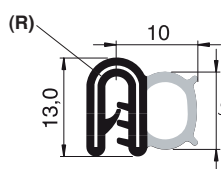
**001.001867**

\*\*da mm. 1 a 2

**EPDM UL94**

**001.002041**

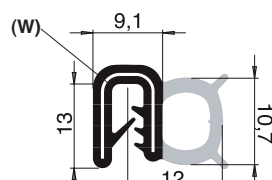
**NBR**



**001.001009**

\*\*da mm.1 a 2

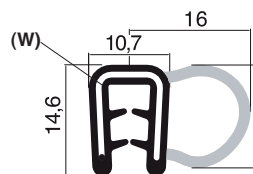
**EPDM**



**001.001015**

\*\*da mm.1,5 a 2,5

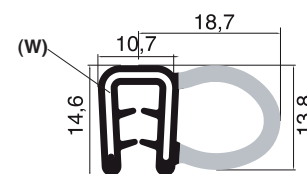
**EPDM**



**001.001332**

\*\*da mm.1 a 2

**EPDM**



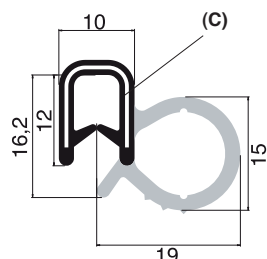
**001.001018**

\*\*da mm.1 a 2

**EPDM**

**001.002046**

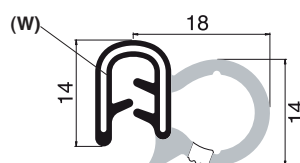
**EPDM UL94 (W)**



**001.001205**

\*\*da mm.1,5 a 3,5

**EPDM**



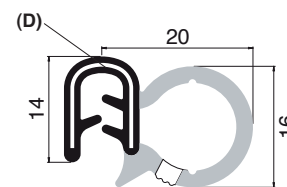
**001.001566**

\*\*da mm.1,5 a 3,5

**EPDM**

**001.002042**

**EPDM UL94**



**001.001201**

\*\*da mm. 1,5 a 3,5

**EPDM**

**001.002043**

**EPDM UL94**

#### INSERTO METALLICO / Insert Metal

W = Filo metallico+inserto tessile/Wire carrier

C = Mono ponticello/Centre bar

D = Doppio ponticello/Doble bar

R = Lamierino rotto/Broken metal

\*\* Spessore di Applicazione  
Clamping Range

Tolleranze dimensionali secondo norme UNI ISO 3302-E2/E3  
Dimensions tolerances according norms

**ATAG**

DAL 1947 DA VITA AI TUOI PROGETTI

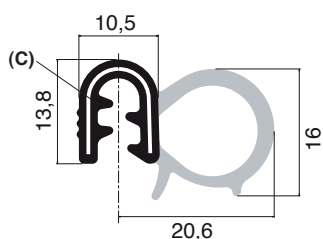


WWW.ATAG-EUROPE.COM

## 4 Profili di Tenuta Aria-Acqua Sealing Profiles (GUISNAP)

### Compressione BULBO IN SPUGNA - SPONGE RUBBER BULB compression

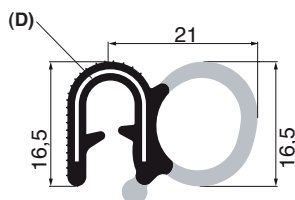
Schiacciamento/deformazione consigliato non superiore al 50%. Oltre questo limite non è garantito il ritorno alla posizione originale.  
 Compression recommended not exceeding 50%. Over this limit is not guaranteed to return to its original shape



**001.001187**

da mm. 1,5 a 3,5

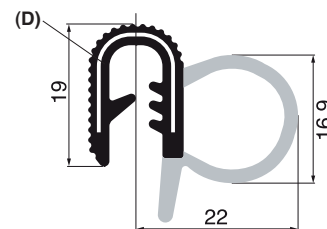
**EPDM**



**001.001207**

da mm. 2 a 4

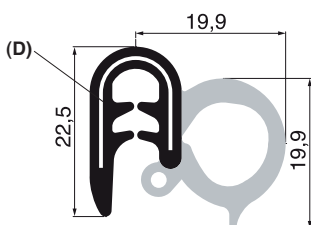
**EPDM**



**001.001028**

da mm. 2 a 4

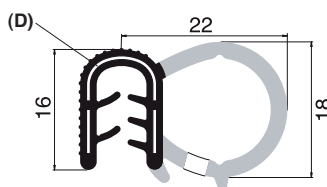
**EPDM**



**001.001020**

da mm. 2 a 4

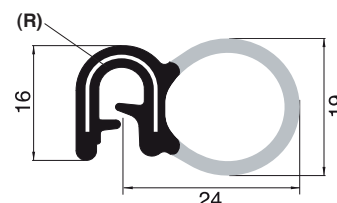
**EPDM**



**001.001023**

\*\* da mm. 2 a 4

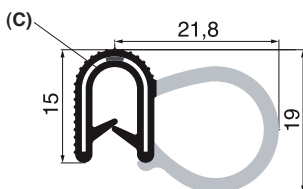
**EPDM**



**001.001190**

\*\* da mm. 1,5 a 3,5

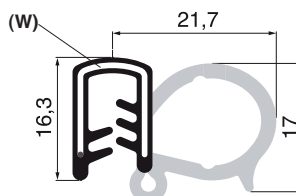
**EPDM**



**001.001669**

da mm. 1,5 a 3,5

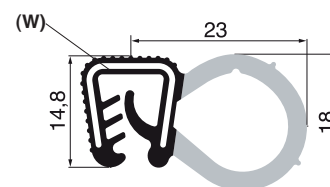
**CR**



**001.001924**

da mm. 2 a 4

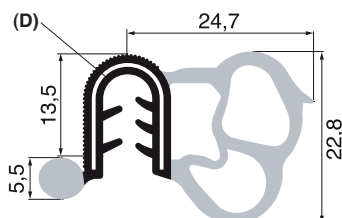
**EPDM**



**001.001988**

da mm. 2 a 4

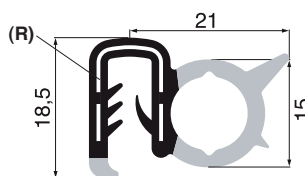
**EPDM**



**001.001543**

da mm. 1,5 a 3,5

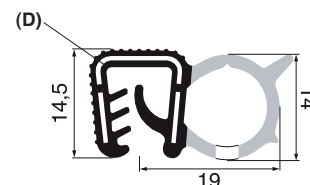
**EPDM**



**001.000990**

\*\* da mm. 2 a 4

**EPDM**



**001.001214**

\*\* da mm. 2 a 4

**EPDM**

**001.001013**

\*\* da mm. 5 a 6

**EPDM**

**001.001685**

\*\* da mm. 1 a 2,5

**EPDM**

INSERTO METALLICO / Insert Metal

W = Filo metallico+inserto tessile/Wire carrier

C = Mono ponticello/Centre bar

D = Doppio ponticello/Doble bar

R = Lamierino rotto/Broken metal

\*\* Spessore di Applicazione

Clamping Range

Tolleranze dimensionali secondo norme UNI ISO 3302-E2/E3  
 Dimensions tolerances according norms

**ATAG**

DAL 1947 DA VITA AI TUOI PROGETTI

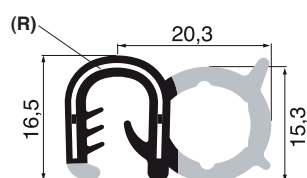


WWW.ATAG-EUROPE.COM

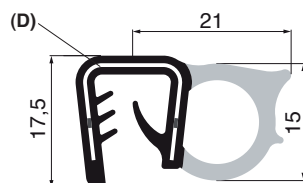
## 4 Profili di Tenuta Aria-Acqua Sealing Profiles (GUISNAP)

### Compressione BULBO IN SPUGNA - SPONGE RUBBER BULB compression

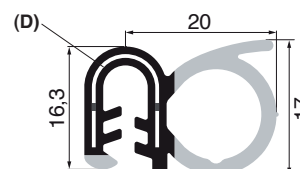
Schiacciamento/deformazione consigliato non superiore al 50%. Oltre questo limite non è garantito il ritorno alla posizione originale.  
 Compression recommended not exceeding 50%. Over this limit is not guaranteed to return to its original shape



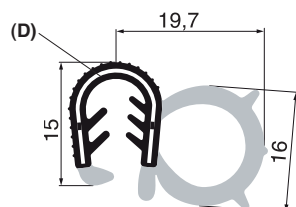
**001.000993**  
\*\*da mm. 4 a 6  
**EPDM**



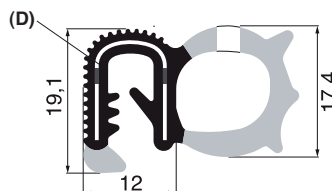
**001.001725**  
\*\*da mm. 5 a 9  
**EPDM**



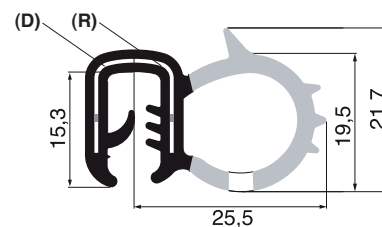
**001.001193**  
\*\*da mm. 2 a 4  
**EPDM**



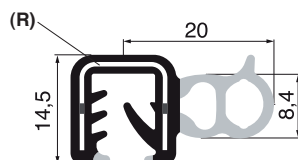
**001.001829**  
\*\*da mm. 4 a 6  
**EPDM**  
**001.001863**  
\*\*da mm. 2 a 4  
**EPDM**



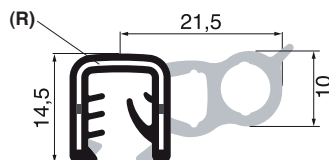
**001.001199**  
\*\*da mm. 3 a 5  
**EPDM**



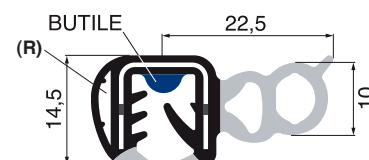
**001.001879 (D)**  
\*\*da mm. 4 a 6  
**EPDM**  
**001.002139 (R)**  
\*\*da mm. 4 a 6  
**EPDM**



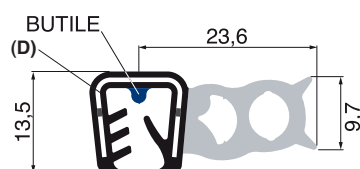
**001.001987**  
\*\*da mm. 4 a 6  
**EPDM**



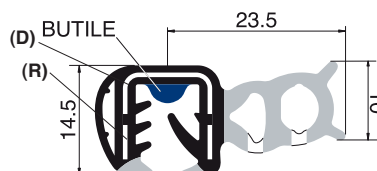
**001.001825**  
\*\*da mm. 5 a 6  
**EPDM**



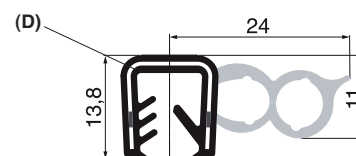
**001.001961**  
\*\*da mm. 5 a 6  
**EPDM**



**001.001548**  
\*\*da mm. 5 a 6  
**EPDM**



**001.001336 (R)**  
\*\*da mm. 5 a 6  
**EPDM**  
**001.001565 (D)**  
\*\*da mm. 4 a 5  
**EPDM**



**001.001335**  
\*\*da mm. 5 a 6  
**EPDM**

INSERTO METALLICO / Insert Metal

W = Filo metallico+inserto tessile/Wire carrier

C = Mono ponticello/Centre bar

D = Doppio ponticello/Doble bar

R = Lamierino rotto/Broken metal

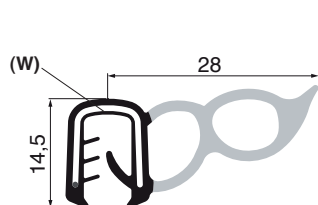
\*\* Spessore di Applicazione  
Clamping Range

Tolleranze dimensionali secondo norme UNI ISO 3302-E2/E3  
 Dimensions tolerances according norms

## 4 Profili di Tenuta Aria-Acqua Sealing Profiles (GUISNAP)

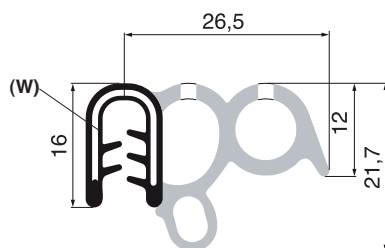
### Compressione BULBO IN SPUGNA - SPONGE RUBBER BULB compression

Schiacciamento/deformazione consigliato non superiore al 50%. Oltre questo limite non è garantito il ritorno alla posizione originale.  
 Compression recommended not exceeding 50%. Over this limit is not guaranteed to return to its original shape



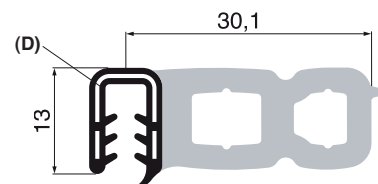
**001.001970**

\*\*da mm. 3  
**EPDM**



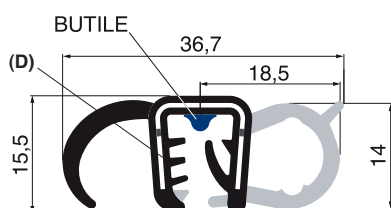
**001.001017**

\*\*da mm. 1,5 a 3,5  
**EPDM**



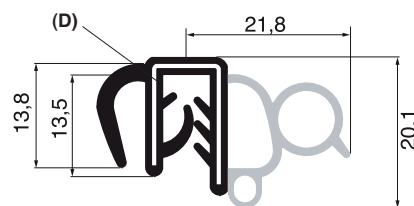
**001.001019**

\*\*da mm. 1,5 a 3,5  
**EPDM**



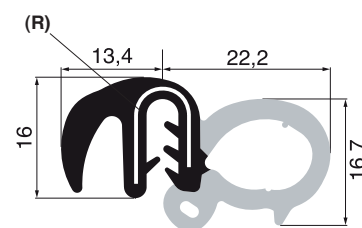
**001.001959**

\*\*da mm. 4 a 5  
**EPDM**



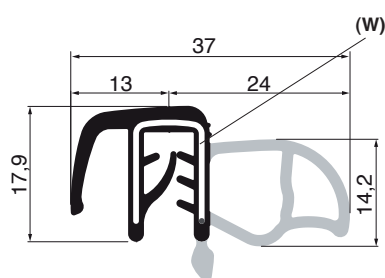
**001.001494**

\*\*da mm. 2 a 5  
**EPDM**



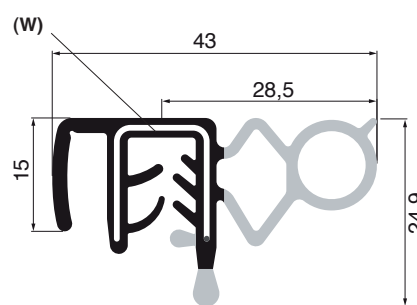
**001.001021**

\*\*da mm. 2 a 4  
**EPDM**



**001.001174**

\*\*da mm. 2 a 4  
**EPDM**



**001.001622**

\*\*da mm. 4 a 6  
**EPDM**

#### INSERTO METALLICO / Insert Metal

W = Filo metallico+inserto tessile/Wire carrier  
 C = Mono ponticello/Centre bar

D = Doppio ponticello/Doble bar  
 R = Lamierino rotto/Broken metal

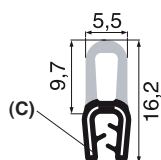
\*\* Spessore di Applicazione  
 Clamping Range

Tolleranze dimensionali secondo norme UNI ISO 3302-E2/E3  
 Dimensions tolerances according norms

## 4 Profili di Tenuta Aria-Acqua Sealing Profiles (GUISNAP)

### Compressione BULBO IN SPUGNA - SPONGE RUBBER BULB compression

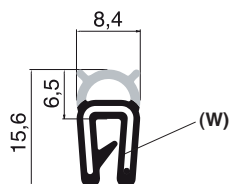
Schiacciamento/deformazione consigliato non superiore al 50%. Oltre questo limite non è garantito il ritorno alla posizione originale.  
 Compression recommended not exceeding 50%. Over this limit is not guaranteed to return to its original shape



**001.001010**

\*\*da mm. 1 a 2

**EPDM**



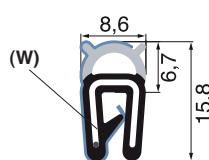
**001.001213**

\*\*da mm. 1 a 2

**EPDM**

**001.002045**

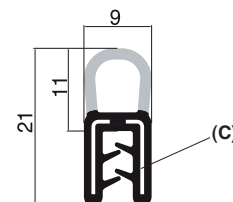
**EPDM UL94**



**008.000089**

\*\*da mm. 1 a 2

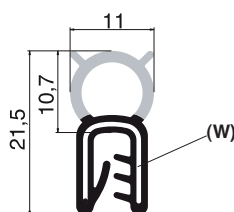
**EPDM + TESSUTO  
CONDUTTIVO**



**001.001531**

\*\*da mm. 1 a 2,5

**EPDM**



**001.001212**

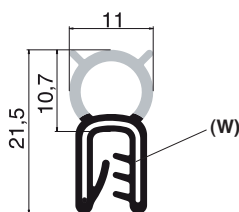
\*\*da mm. 1 a 2,5

**EPDM**

**001.001181**

\*\*da mm. 1 a 2,5

**NBR**



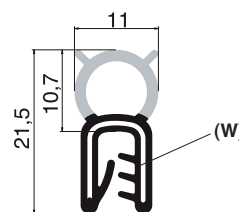
**001.001865**

\*\*da mm. 1 a 2,5

**EPDM DIN 5510**

**001.001993**

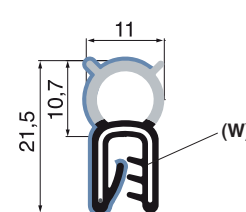
**EPDM UL94**



**001.001989**

\*\*da mm. 1 a 2,5

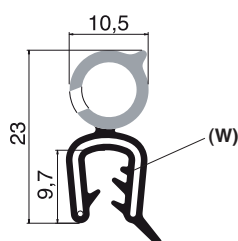
**EPDM NFF 16-101**



**008.000090**

\*\*da mm. 1 a 2,5

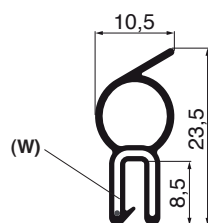
**EPDM + TESSUTO  
CONDUTTIVO**



**001.001395**

\*\*da mm. 2 a 3,5

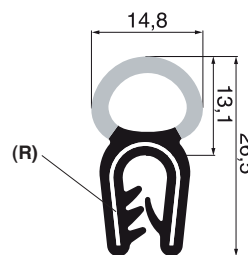
**EPDM**



**001.001999**

\*\*da mm. 1 a 2

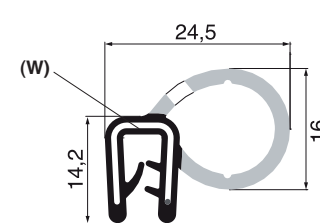
**EPDM COMPATTO**



**001.001186**

\*\*da mm. 4 a 6

**EPDM**



**001.002119**

\*\*da mm. 1 a 3

**EPDM**

#### INSERTO METALLICO / Insert Metal

W = Filo metallico+inserto tessile/Wire carrier  
 C = Mono ponticello/Centre bar

D = Doppio ponticello/Doble bar  
 R = Lamierino rotto/Broken metal

\*\* Spessore di Applicazione  
 Clamping Range

Tolleranze dimensionali secondo norme UNI ISO 3302-E2/E3  
 Dimensions tolerances according norms

**ATAG**

DAL 1947 DA VITA AI TUOI PROGETTI

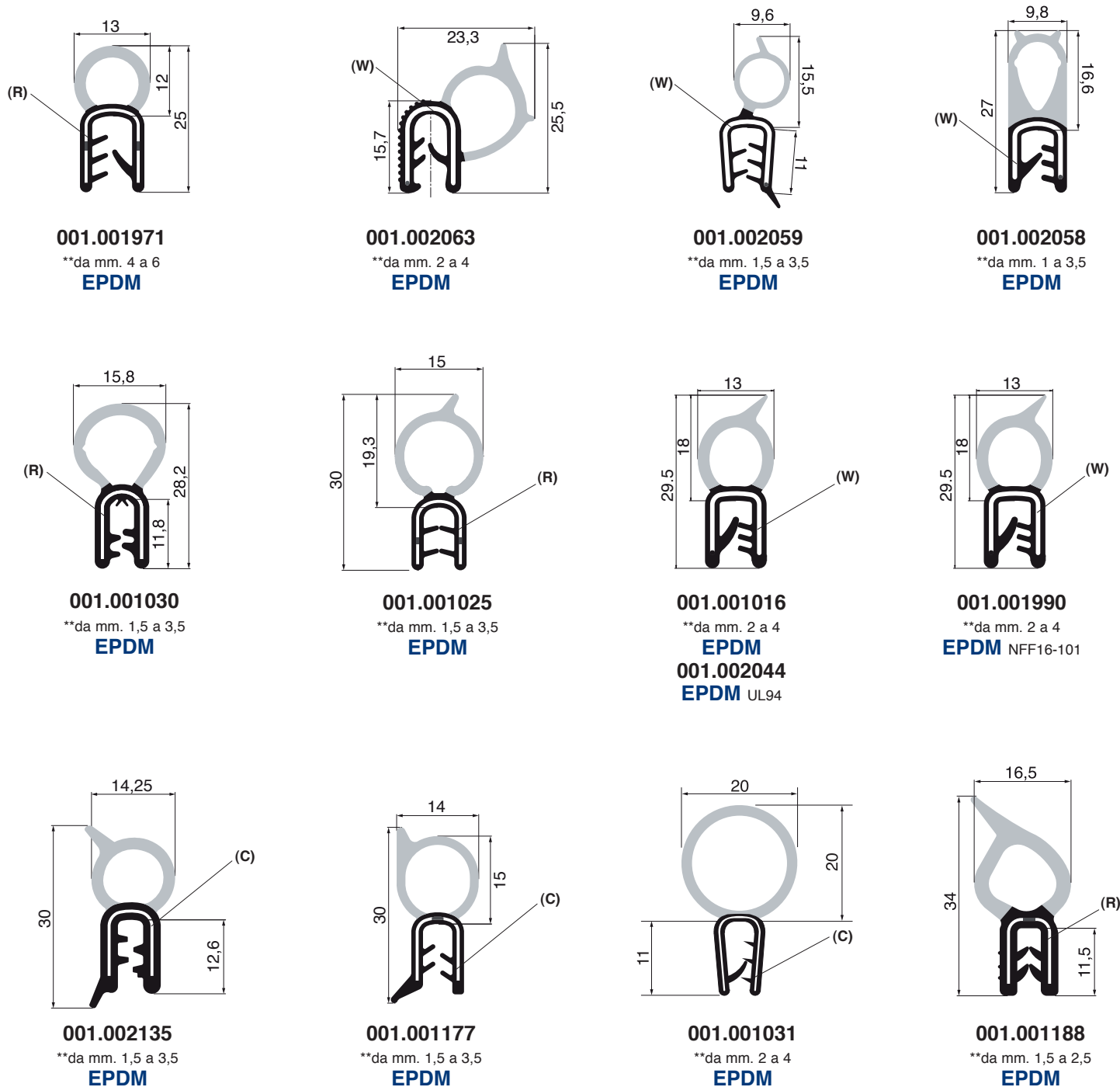


WWW.ATAG-EUROPE.COM

## 4 Profili di Tenuta Aria-Acqua Sealing Profiles (GUISNAP)

### Compressione BULBO IN SPUGNA - SPONGE RUBBER BULB compression

Schiacciamento/deformazione consigliato non superiore al 50%. Oltre questo limite non è garantito il ritorno alla posizione originale.  
 Compression recommended not exceeding 50%. Over this limit is not guaranteed to return to its original shape



INSERTO METALLICO / Insert Metal

W = Filo metallico+inserto tessile/Wire carrier  
 C = Mono ponticello/Centre bar

D = Doppio ponticello/Doble bar  
 R = Lamierino rotto/Broken metal

\*\* Spessore di Applicazione  
 Clamping Range

Tolleranze dimensionali secondo norme UNI ISO 3302-E2/E3  
 Dimensions tolerances according norms

**ATAG**

DAL 1947 DA VITA AI TUOI PROGETTI

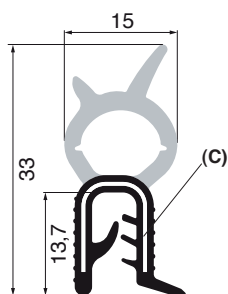


WWW.ATAG-EUROPE.COM

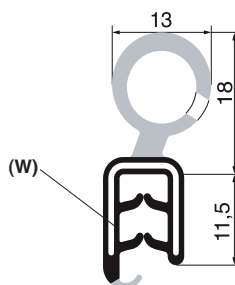
## 4 Profili di Tenuta Aria-Acqua Sealing Profiles (GUISNAP)

### Compressione BULBO IN SPUGNA - SPONGE RUBBER BULB compression

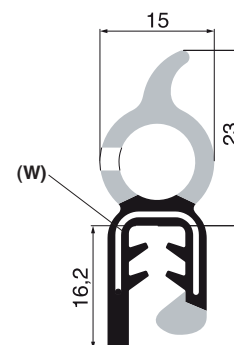
Schiacciamento/deformazione consigliato non superiore al 50%. Oltre questo limite non è garantito il ritorno alla posizione originale.  
 Compression recommended not exceeding 50%. Over this limit is not guaranteed to return to its original shape



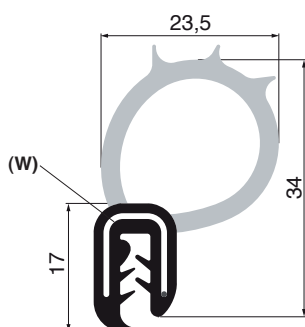
**001.001198**  
\*\*da mm. 2 a 4  
**EPDM**



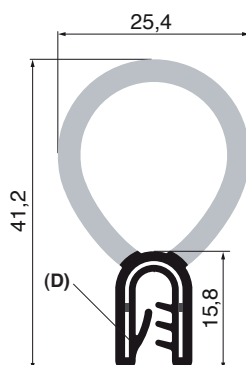
**001.001522**  
\*\*da mm. 1,5 a 3,5  
**EPDM**



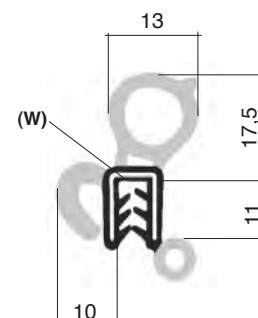
**001.001014**  
\*\*da mm. 2 a 4  
**EPDM**



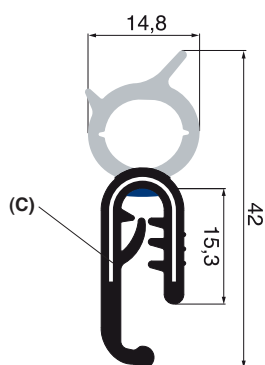
**001.001969**  
\*\*da mm. 2 a 4  
**EPDM**



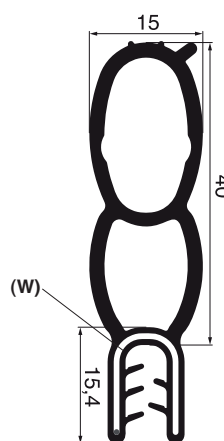
**001.001991**  
\*\*da mm. 2 a 3,5  
**EPDM**



**001.001222**  
\*\*da mm. 2 a 4  
**EPDM**



**001.001184**  
\*\*da mm. 2 a 4  
**EPDM**



**001.002073**  
\*\*da mm. 2 a 3 (W)  
**EPDM**

#### INSERTO METALLICO / Insert Metal

W = Filo metallico+inserto tessile/Wire carrier  
 C = Mono ponticello/Centre bar

D = Doppio ponticello/Doble bar  
 R = Lamierino rotto/Broken metal

\*\* Spessore di Applicazione  
 Clamping Range

Tolleranze dimensionali secondo norme UNI ISO 3302-E2/E3  
 Dimensions tolerances according norms

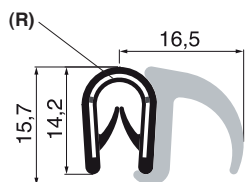


## 4 Profili Assemblati

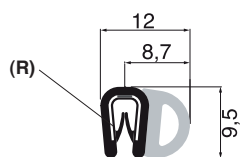
### PVC with embedded Steel Base Strip bonded to EPDM Sponge Rubber

#### Compressione BULBO IN SPUGNA - SPONGE RUBBER BULB compression

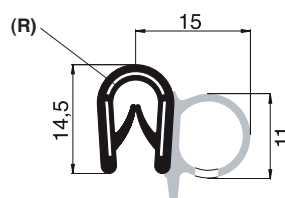
Schiacciamento/deformazione consigliato non superiore al 50%. Oltre questo limite non è garantito il ritorno alla posizione originale.  
 Compression recommended not exceeding 50%. Over this limit is not guaranteed to return to its original shape



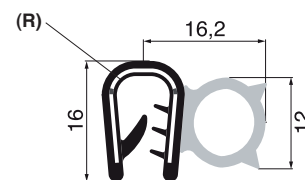
**008.000053**  
 \*\*da mm. 1 a 4  
**PVC+SPUGNA**



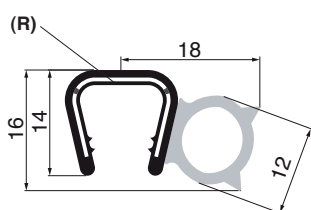
**008.000038**  
 \*\*da mm. 1 a 2  
**PVC+SPUGNA**



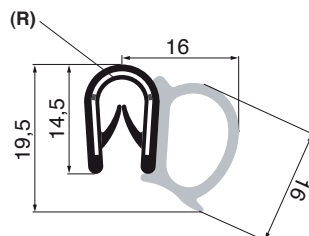
**008.000032**  
 \*\*da mm. 1 a 4  
**PVC+SPUGNA**



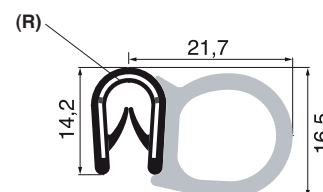
**008.000054**  
 \*\*da mm. 4 a 6  
**PVC+SPUGNA**



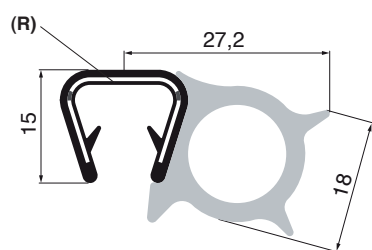
**008.000019**  
 \*\*da mm. 8 a 10  
**PVC+SPUGNA**



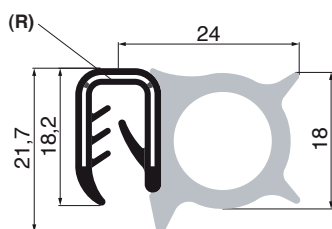
**008.000037**  
 \*\*da mm. 1 a 4  
**PVC+SPUGNA**



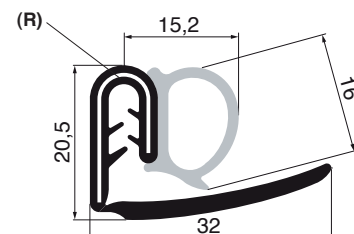
**008.000051**  
 \*\*da mm. 1 a 4  
**PVC+SPUGNA**



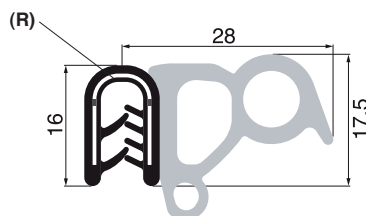
**008.000041**  
 \*\*da mm. 10 a 12  
**PVC+SPUGNA**



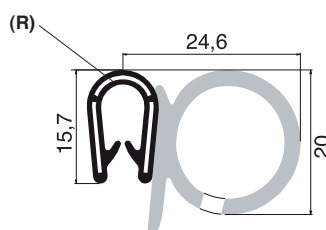
**008.000044**  
 \*\*da mm. 4 a 6  
**PVC+SPUGNA**



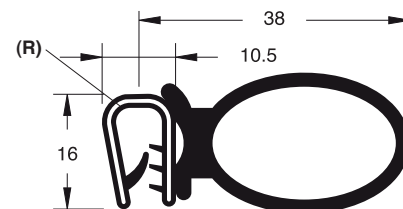
**008.000024**  
 \*\*da mm. 1,5 a 2  
**PVC+SPUGNA**



**008.000075**  
 \*\*da mm. 2,5 a 4  
**PVC+SPUGNA**



**008.000001**  
 \*\*da mm. 1 a 4  
**PVC+SPUGNA**



**008.000008**  
 \*\*da mm. 2 a 4  
**PVC+COMPATTO**

#### INSERTO METALLICO / Insert Metal

W = Filo metallico+inserto tessile/Wire carrier  
 C = Mono ponticello/Centre bar

D = Doppio ponticello/Doble bar  
 R = Lamierino rotto/Broken metal

\*\* Spessore di Applicazione  
 Clamping Range

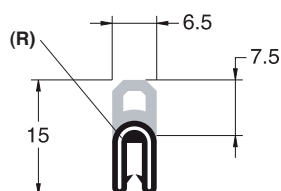
Tolleranze dimensionali secondo norme UNI ISO 3302-E2/E3 e DIN 16941-3B  
 Dimensions tolerances according norms

## 4 Profili Assemblati

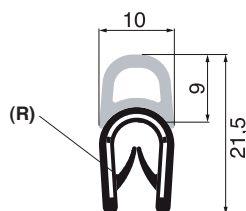
### PVC with embedded Steel Base Strip bonded to EPDM Sponge Rubber

#### Compressione BULBO IN SPUGNA - SPONGE RUBBER BULB compression

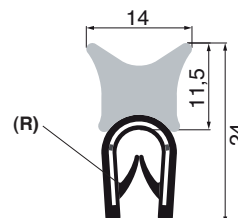
Schiacciamento/deformazione consigliato non superiore al 50%. Oltre questo limite non è garantito il ritorno alla posizione originale.  
 Compression recommended not exceeding 50%. Over this limit is not guaranteed to return to its original shape



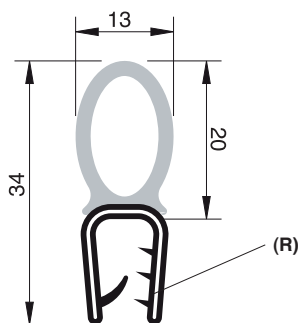
**008.000009**  
 \*\*da mm. 1 a 2  
**PVC+SPUGNA**



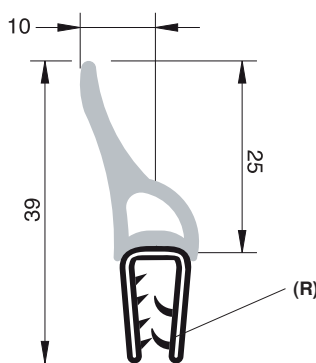
**008.000005**  
 \*\*da mm. 1,5 a 4  
**PVC+SPUGNA**



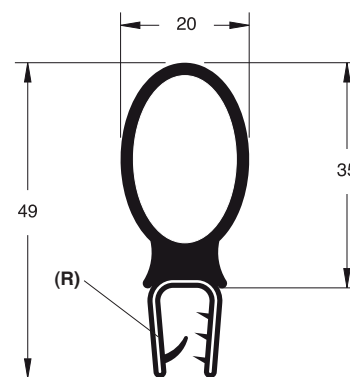
**008.000085**  
 \*\*da mm. 1 a 4  
**PVC+SPUGNA**



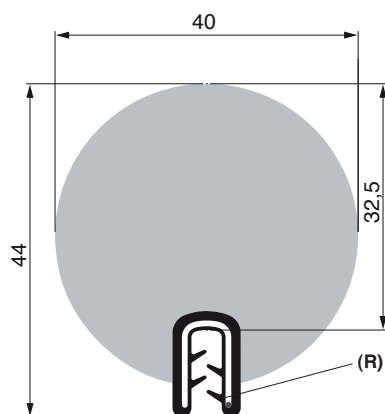
**008.000057** \*\*da mm. 1 a 2,5  
**008.000025** \*\*da mm. 2 a 4  
**008.000007** \*\*da mm. 4 a 6  
**008.000034** \*\*da mm. 6 a 8  
**PVC+SPUGNA**



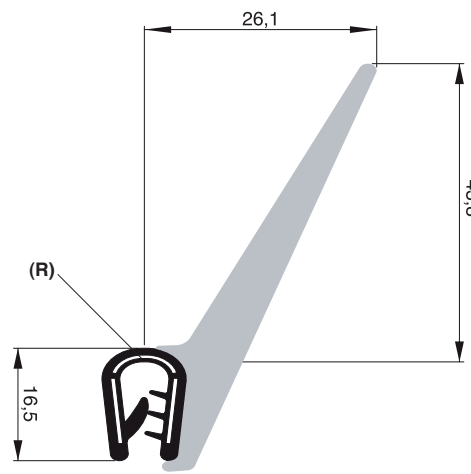
**008.000010**  
 \*\*da mm. 1,5 a 3,5  
**PVC+SPUGNA**



**008.000003**  
 \*\*da mm. 2 a 4  
**PVC+COMPATTO**



**008.000076**  
 \*\*da mm. 1 a 2,5  
**PVC+MOUSSE**  
 (spezzoni/pieces da mm 2000)



**008.000002**  
 \*\*da mm. 1 a 3  
**PVC+SPUGNA**

#### INSERTO METALLICO / Insert Metal


W = Filo metallico+inserto tessile/Wire carrier  
 C = Mono ponticello/Centre bar

D = Doppio ponticello/Doble bar  
 R = Lamierino rotto/Broken metal

\*\* Spessore di Applicazione  
 Clamping Range

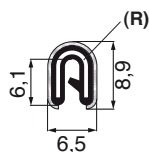
Tolleranze dimensionali secondo norme UNI ISO 3302-E2/E3 e DIN 16941-3B  
 Dimensions tolerances according norms

**5** PROFILI FLOCCATI E CANALINI SCORRIVETRI  
*Flocked window channels*

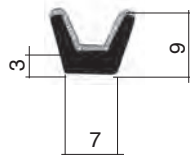


## 5 Canaline Guida Vetro Floccate

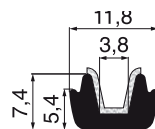
### Flocked Window Channels



**001.001920**  
da mm. 1 a 2  
**EPDM+FLOCK+**  
**LAMIERINO**



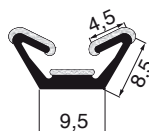
**001.001613**  
vetro da mm. 3  
**EPDM+FLOCK**



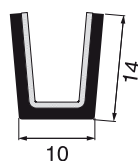
**001.001667**  
vetro da mm. 3  
**EPDM+FLOCK**



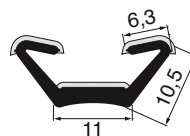
**001.001643**  
vetro da mm. 5  
**EPDM+FLOCK**




**001.001066**  
vetro da mm. 5  
**EPDM+FLOCK**



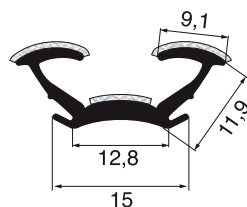
**001.001860**  
vetro da mm. 5  
**EPDM+FLOCK**



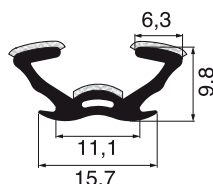
**001.001063**  
vetro da mm. 5  
**EPDM+FLOCK**



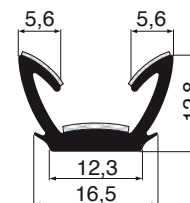
**001.001782**  
vetro da mm. 5  
**EPDM+FLOCK**



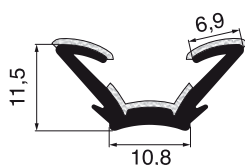
**001.001053**  
vetro da mm. 5  
**EPDM+FLOCK**



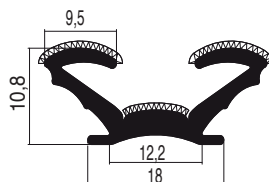
**001.001054**  
vetro da mm. 5  
**EPDM+FLOCK**



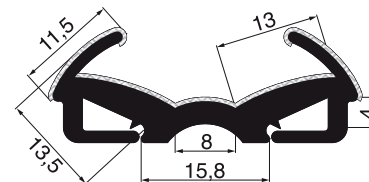
**001.001064**  
vetro da mm. 6  
**EPDM+FLOCK**



**001.001831**  
vetro da mm. 6  
**EPDM+FLOCK**



**001.001057**  
vetro da mm. 5  
**EPDM+FLOCK**



**001.001067**  
vetro da mm. 5  
**EPDM+FLOCK**

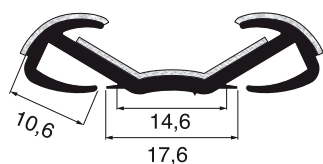
INSERTO METALLICO / Insert Metal  
R = Lamierino rotto/Broken metal

Spessore Nylon Floccato mm. 0,5/0,8 (± 0,05)  
Nylon Flock Thickness


Tolleranze dimensionali secondo norme UNI ISO 3302-E2/E3  
Dimensions tolerances according norms

## 5 Canaline Guida Vetro Floccate

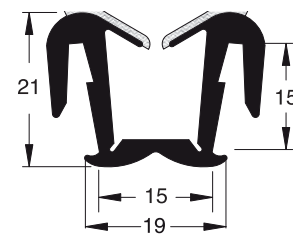
### Flocked Window Channels



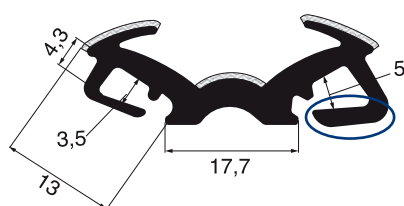
**001.001619**  
 vetro da mm. 5  
**EPDM+FLOCK**



**001.001056**  
 vetro da mm. 5  
**EPDM+FLOCK**



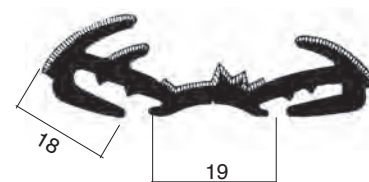
**001.001410**  
 vetro da mm. 6  
**EPDM+FLOCK**



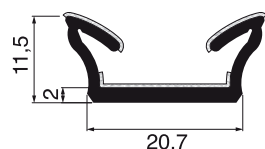
**001.001276**  
 vetro da mm. 6  
**EPDM+FLOCK**



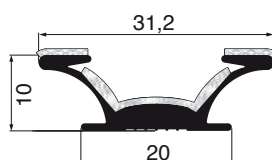
**001.001084**  
 vetro da mm. 6  
**EPDM+FLOCK**



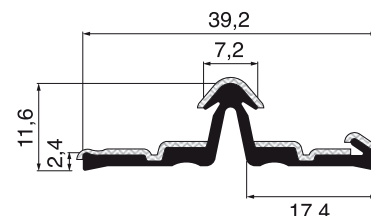
**001.001058**  
 vetro da mm. 6  
**EPDM+FLOCK**



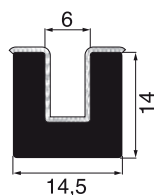
**001.001798**  
 vetro da mm. 9  
**EPDM+FLOCK**



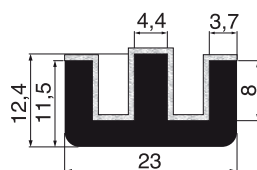
**001.001866**  
 vetro da mm. 7  
**EPDM+FLOCK**



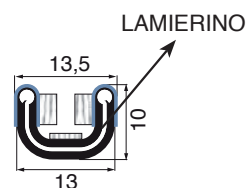
**001.001656**  
 2 vetri da mm. 4  
**EPDM+FLOCK**



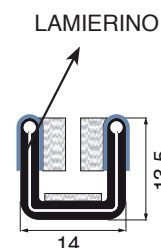
**001.001815**  
 vetro da mm. 5  
**EPDM+FLOCK**



**001.001060**  
 2 vetri da mm. 5  
**EPDM+FLOCK**



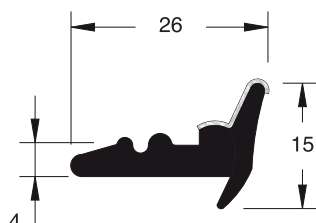
**001.001146**  
 vetro da mm. 4  
**EPDM+LAMIERINO  
 +TESSUTO**



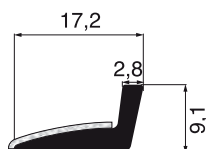
**001.001144**  
 vetro da mm. 5  
**EPDM+LAMIERINO  
 +TESSUTO**

## 5 Canaline Guida Vetro Floccate

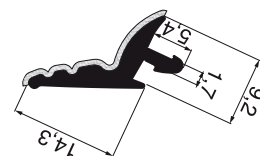
### Flocked Window Channels



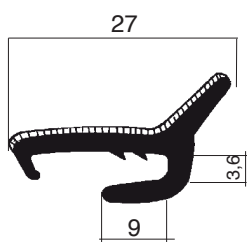
**001.001061**  
**EPDM+FLOCK**



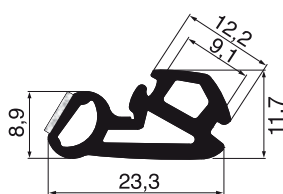
**001.001666**  
**EPDM+FLOCK**



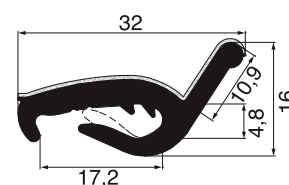
**001.001849**  
**EPDM+FLOCK**



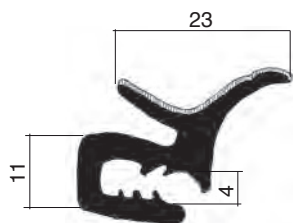
**001.001069**  
da mm. 890  
da mm 1200  
**EPDM+FLOCK**



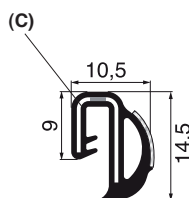
**001.001561**  
**EPDM+FLOCK**



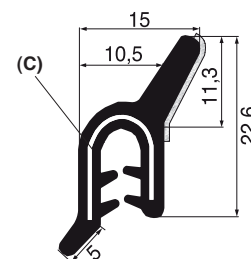
**001.001975**  
in metri  
**EPDM+FLOCK**



**001.001070**  
da mm 890  
**EPDM+FLOCK**

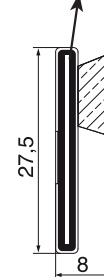


**001.001915**  
da mm 2 a 3  
**EPDM+LAMIERINO+FLOCK**

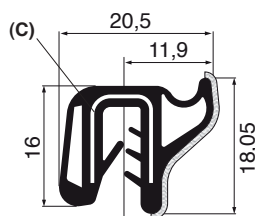


**001.001601**  
da mm 2 a 3 (C)  
**EPDM+LAMIERINO+FLOCK**

LAMIERINO

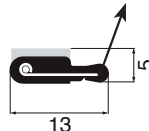


**001.001148**  
in metri  
**EPDM+LAMIERINO+TESSUTO**



**001.001900**  
da mm 2 a 3 (C)  
**EPDM+LAMIERINO+FLOCK**

RIVESTIMENTO  
METALLO ZINCATO




**001.001150**  
spezzoni da mm 2000  
**EPDM+LAMIERINO+TESSUTO**

INSERTO METALLICO / Insert Metal  
C = Mono ponticello / Centre bar

Spessore Nylon Floccato mm. 0,5/0,8 (± 0,05)  
Nylon Flock Thickness

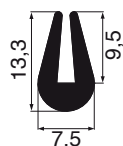
Tolleranze dimensionali secondo norme UNI ISO 3302-E2/E3  
Dimensions tolerances according norms

**6** PROFILI IN SILICONE  
*Profiles with silicon*

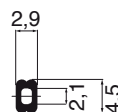
## 6 Profili in Silicone Silicon Profiles



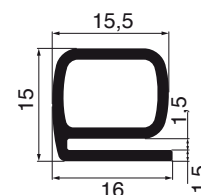
**004.000031**  
**SILICONE**  
**COMPATTO**



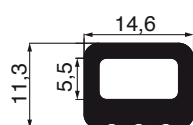
**004.000007**  
**SILICONE**  
**COMPATTO**



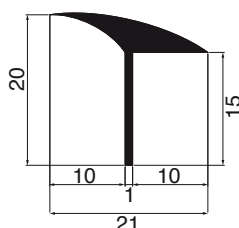
**004.000021**  
**SILICONE**  
**COMPATTO**  
UL94



**004.000011**  
**SILICONE**  
**COMPATTO**



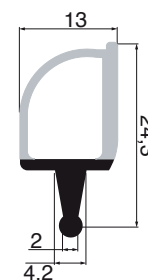
**004.000039**  
**SILICONE**  
**COMPATTO**



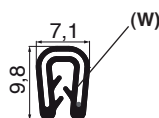
**004.000023**  
**SILICONE**  
**COMPATTO**  
ALIMENTARE



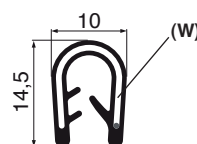
**004.000051**  
**SILICONE**  
**COMPATTO**



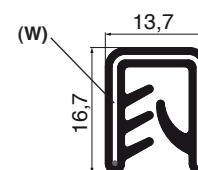
**004.000019**  
**SILICONE**  
**COMPATTO**  
+SPUGNA



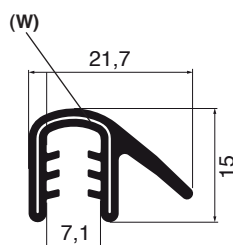
**004.000043**  
\*\*da mm. 1 a 2  
**SILICONE**  
**COMPATTO**  
+ LAMIERINO



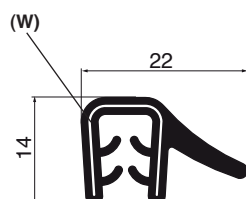
**004.000042**  
\*\*da mm. 2 a 4  
**SILICONE**  
**COMPATTO**  
+ LAMIERINO



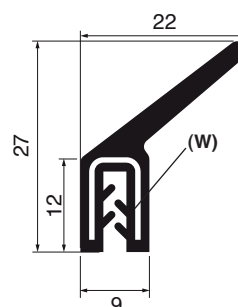
**004.000044**  
\*\*da mm. 5 a 7  
**SILICONE**  
**COMPATTO**  
+ LAMIERINO



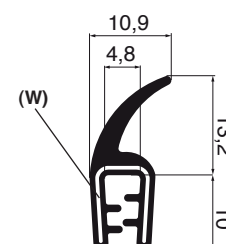
**004.000074**  
\*\*da mm. 3 a 5  
**SILICONE**  
**COMPATTO**  
+ LAMIERINO



**004.000068**  
\*\*da mm. 1,5 a 3  
**SILICONE**  
**COMPATTO**  
+ LAMIERINO



**004.000064**  
\*\*da mm. 1 a 2  
**SILICONE**  
**COMPATTO**  
+ LAMIERINO



**004.000072**  
\*\*da mm. 1 a 2,5  
**SILICONE**  
**COMPATTO**  
+ LAMIERINO

INSERTO METALLICO / Insert Metal  
W = Filo metallico+inserto tessile/Wire carrier  
C = Mono ponticello/Centre bar

D = Doppio ponticello/Doble bar  
R = Lamierino rotto/Broken metal

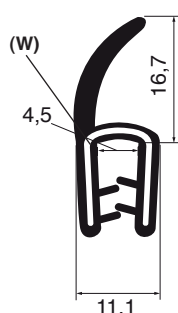
\*\* Spessore di Applicazione  
Clamping Range

Tolleranze dimensionali secondo norme UNI ISO 3302-E2/E3  
Dimensions tolerances according norms



## 6 Profili in Silicone

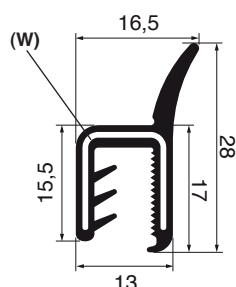
### Silicon Profiles



**004.000076**

\*\*da mm. 1,5 a 3

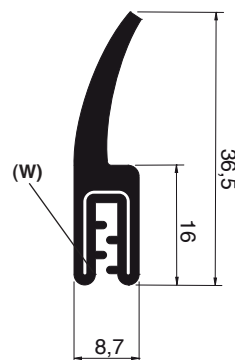
**SILICONE  
COMPATTO  
+ LAMIERINO**



**004.000065**

\*\*da mm. 5 a 6

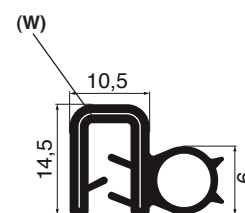
**SILICONE  
COMPATTO DIN5510  
+ LAMIERINO**



**004.000080**

\*\*da mm. 1 a 2

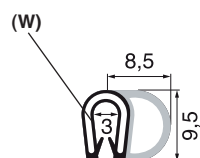
**SILICONE  
COMPATTO  
+ LAMIERINO**



**004.000077**

\*\*da mm. 1,5 a 2,5

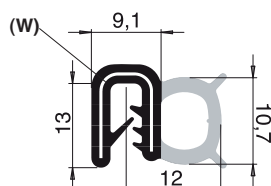
**SILICONE  
COMPATTO  
+ LAMIERINO**



**004.000063**

\*\*da mm. 1,5 a 2,5

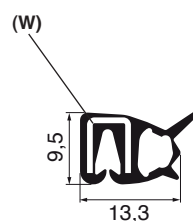
**SILICONE  
COMPATTO  
+ SPUGNA  
+ LAMIERINO**



**004.000057**

\*\*da mm. 1,5 a 2,5

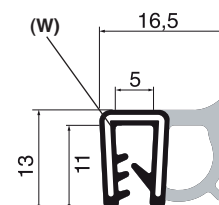
**SILICONE  
COMPATTO  
+ SPUGNA  
+ LAMIERINO**



**004.000067**

\*\*da mm. 1 a 2

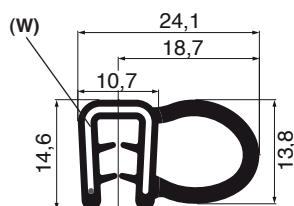
**SILICONE  
COMPATTO  
+ LAMIERINO**



**004.000079**

\*\*da mm. 3

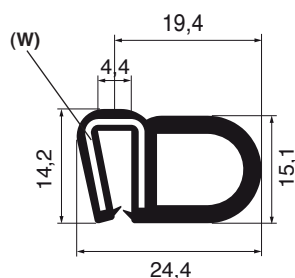
**SILICONE  
COMPATTO  
+ SPUGNA  
+ LAMIERINO**



**004.000060**

\*\*da mm. 2 a 4

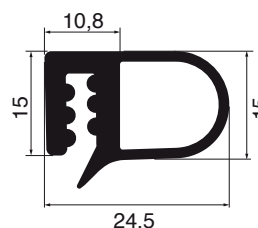
**SILICONE  
COMPATTO  
+ LAMIERINO**



**004.000062**

\*\*da mm. 1,5 a 3

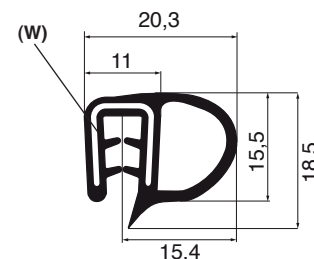
**SILICONE  
COMPATTO  
+ LAMIERINO**



**004.000073**

\*\*da mm. 2

**SILICONE  
COMPATTO**



**004.000070**

\*\*da mm. 1,5 a 3

**SILICONE  
COMPATTO  
+ LAMIERINO**

INSERTO METALLICO / Insert Metal  
W = Filo metallico+inserto tessile/Wire carrier  
C = Mono ponticello/Centre bar

D = Doppio ponticello/Doble bar  
R = Lamierino rotto/Broken metal

\*\* Spessore di Applicazione  
Clamping Range

Tolleranze dimensionali secondo norme UNI ISO 3302-E2/E3  
Dimensions tolerances according norms

**ATAG**

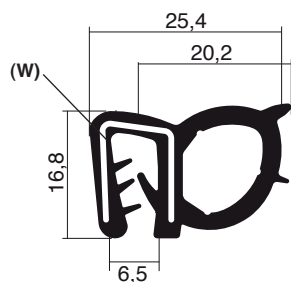
DAL 1947 DA VITA AI TUOI PROGETTI



WWW.ATAG-EUROPE.COM

## 6 Profili in Silicone

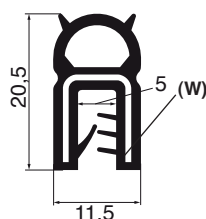
### Silicon Profiles



004.000066

\*\*da mm. 2 a 4

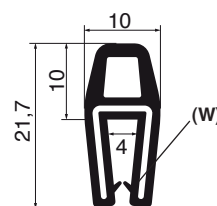
**SILICONE  
COMPATTO  
+ LAMIERINO**



004.000069

\*\*da mm. 1,5 a 3

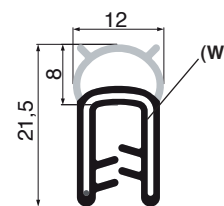
**SILICONE  
COMPATTO  
+ LAMIERINO**



004.000061

\*\*da mm. 1 a 3

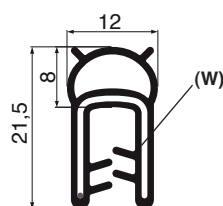
**SILICONE  
COMPATTO  
+ LAMIERINO**



004.000022

\*\*da mm. 2 a 4

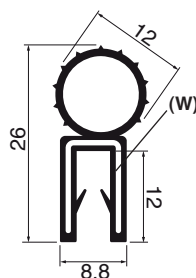
**SILICONE  
COMPATTO  
+ LAMIERINO**



004.000045

\*\*da mm. 2 a 4

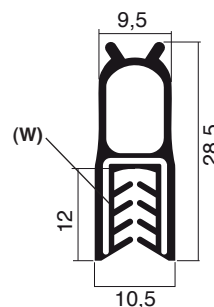
**SILICONE  
COMPATTO  
+ LAMIERINO**



004.000078

\*\*da mm. 2 a 3,5

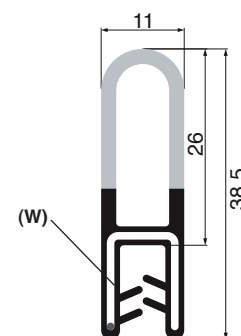
**SILICONE  
COMPATTO  
+ LAMIERINO**



004.000071

\*\*da mm. 1 a 2,5

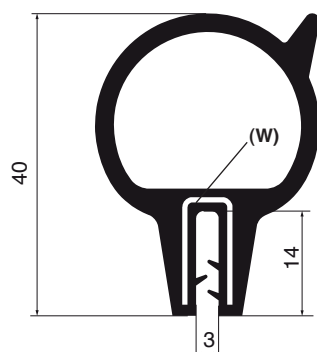
**SILICONE  
COMPATTO  
+ LAMIERINO**



004.000046

\*\*da mm. 1,5 a 3

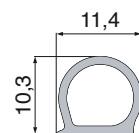
**SILICONE  
COMPATTO  
+ SPUGNA  
+ LAMIERINO**



004.000075

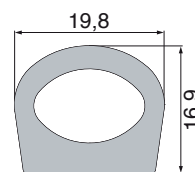
\*\*da mm. 1 a 2

**SILICONE  
COMPATTO  
+ LAMIERINO**



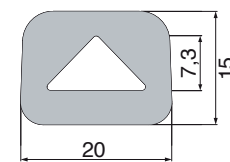
004.000028

**SILICONE  
SPUGNA**



004.000032

**SILICONE  
SPUGNA**




004.000030

**SILICONE  
SPUGNA**

INSERTO METALLICO / Insert Metal  
W = Filo metallico+inserto tessile/Wire carrier  
C = Mono ponticello/Centre bar

D = Doppio ponticello/Doble bar  
R = Lamierino rotto/Broken metal

\*\* Spessore di Applicazione  
Clamping Range

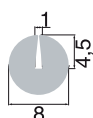
**7** PROFILI IN GOMMA SPUGNA  
*Sponge Rubber Profiles*

## 7 Profili in Gomma Spugna Sponge Rubber Profiles

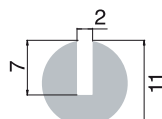
### Compressione BULBO IN SPUGNA - SPONGE RUBBER BULB compression

Schiacciamento/deformazione consigliato non superiore al 50%. Oltre questo limite non è garantito il ritorno alla posizione originale.  
 Compression recommended not exceeding 50%. Over this limit is not guaranteed to return to its original shape

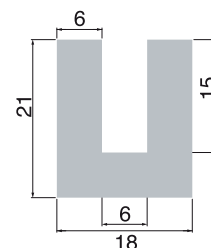
disponibile con BIADESIVO su richiesta - available with ADHESIVE on request



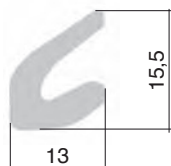
003.000208  
EPDM



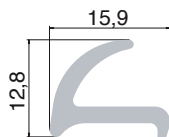
003.000152  
EPDM



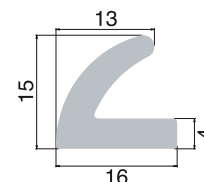
003.000151  
EPDM



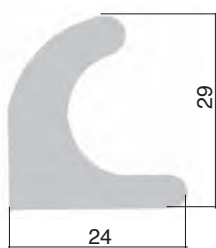
003.000117  
EPDM




003.000153  
EPDM



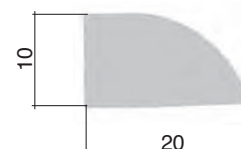
003.000122  
EPDM



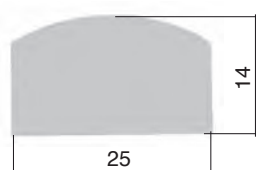
003.000112  
EPDM



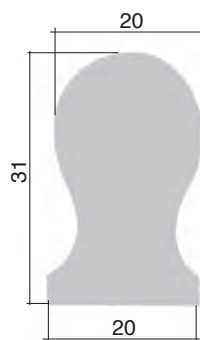
003.000108  
EPDM



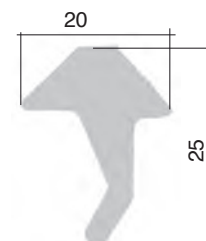
003.000121  
EPDM



003.000111  
EPDM



003.000109  
EPDM



003.000114  
EPDM

Tolleranze dimensionali secondo norme UNI ISO 3302-E3  
 Dimensions tolerances according norms

## 7 Profili in Gomma Spugna Sponge Rubber Profiles

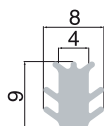
### Compressione BULBO IN SPUGNA - SPONGE RUBBER BULB compression

Schiacciamento/deformazione consigliato non superiore al 50%. Oltre questo limite non è garantito il ritorno alla posizione originale.  
 Compression recommended not exceeding 50%. Over this limit is not guaranteed to return to its original shape

disponibile con BIADESIVO su richiesta - available with ADHESIVE on request



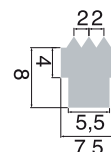
003.000156  
EPDM




003.000241  
EPDM



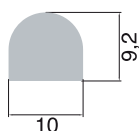
003.000132  
EPDM



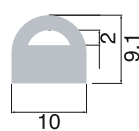
003.000187  
EPDM



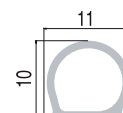
003.000110  
EPDM



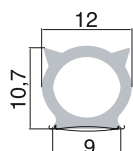
003.000135  
EPDM



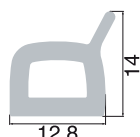
003.000177  
EPDM



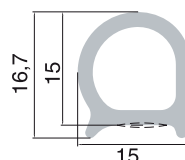
003.000162  
EPDM



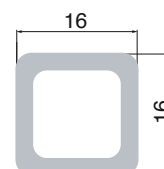
003.000106  
EPDM



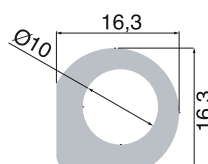
003.000115  
EPDM



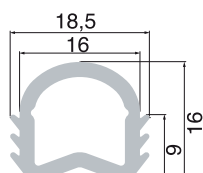
003.000147  
EPDM



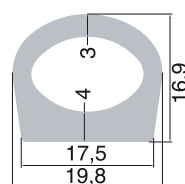
003.000202  
DIN 5510  
EPDM



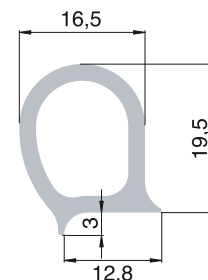
003.000197  
EPDM



003.000227  
DIN 5510  
EPDM



003.000124  
EPDM



003.000150  
EPDM

Tolleranze dimensionali secondo norme UNI ISO 3302-E3  
 Dimensions tolerances according norms

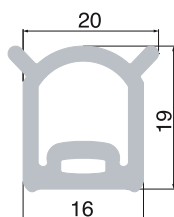
## 7 Profili in Gomma Spugna Sponge Rubber Profiles

### Compressione BULBO IN SPUGNA - SPONGE RUBBER BULB compression

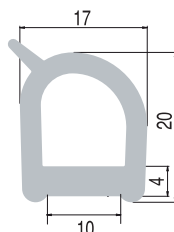
Schiacciamento/deformazione consigliato non superiore al 50%. Oltre questo limite non è garantito il ritorno alla posizione originale.

*Compression recommended not exceeding 50%. Over this limit is not guaranteed to return to its original shape*

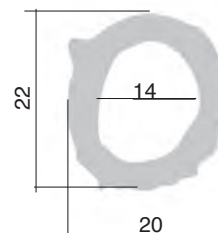
**disponibile con BIADESIVO su richiesta - available with ADHESIVE on request**



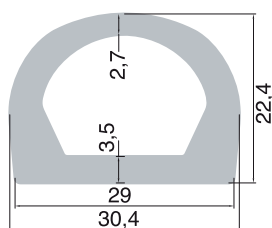
**003.000209**  
**EPDM**



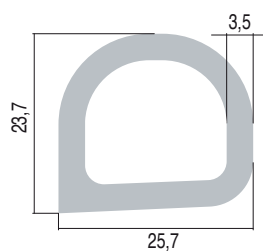
**003.000164**  
**EPDM**



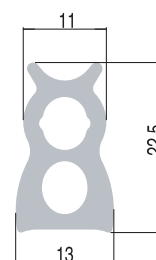
**003.000118**  
**EPDM**




**003.000126**  
**EPDM**



**003.000154**  
**EPDM**



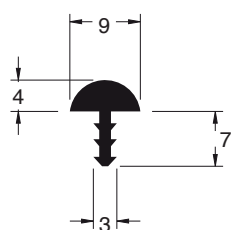
**003.000158**  
**EPDM**



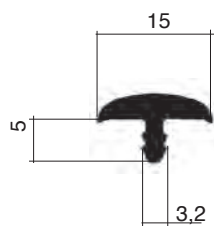
**003.000172**  
**EPDM**

## 8 Profili Termoplastici Morbidi e Rigidi

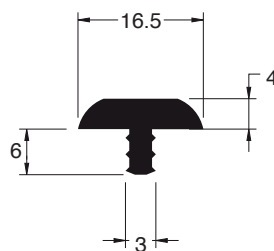
### PVC Extruded Profiles



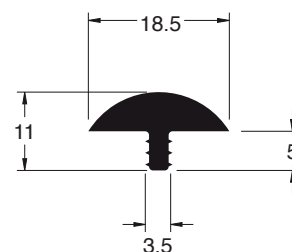
**002.000444**  
**PVC MORBIDO**



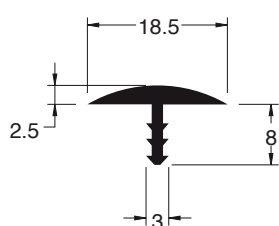
**002.000168**  
**PVC MORBIDO**



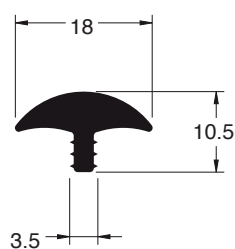
**002.000178**  
**PVC MORBIDO**



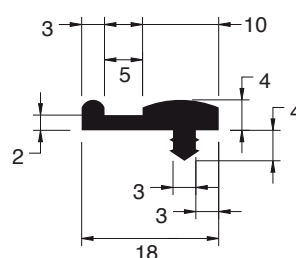
**002.000197**  
**PVC MORBIDO**



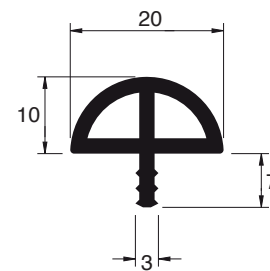
**002.000399**  
**PVC MORBIDO**



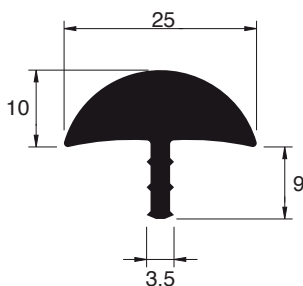
**002.000154**  
**PVC MORBIDO**



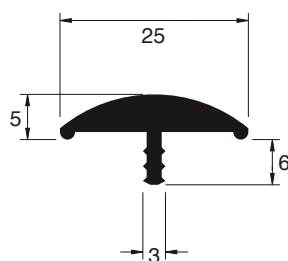
**002.000229**  
**PVC MORBIDO**



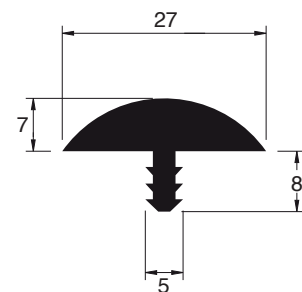
**002.000177**  
**PVC MORBIDO**



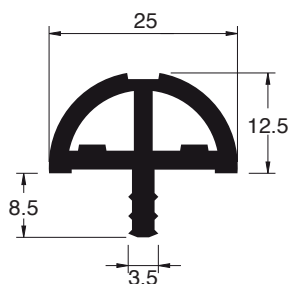
**002.000194**  
**PVC MORBIDO**



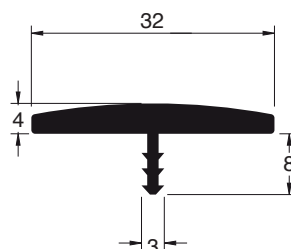
**002.000199**  
**PVC MORBIDO**



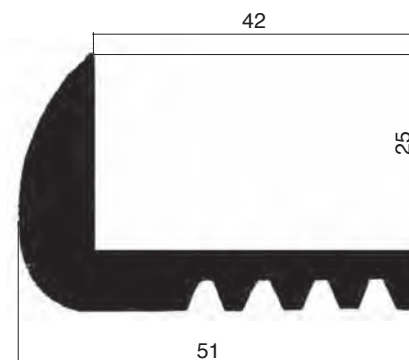
**002.000205**  
**PVC MORBIDO**



**002.000410**  
**PVC MORBIDO**



**002.000152**  
**PVC MORBIDO**



**002.000319**  
**PVC MORBIDO**

Tolleranze dimensionali secondo norme UNI ISO 3302-E3  
Dimensions tolerances according norms

# ATAG

DAL 1947 DÀ VITA AI TUOI PROGETTI



**IT\_20128 MILANO**

V.le Monza 274  
tel +39 02 255.22.51  
ufftec@atag-europe.com

**IT\_40138 BOLOGNA**

Via E. Mattei 84/21  
tel +39 051 601.00.77  
infobologna@atag-europe.com

**IT\_36065 MUSSOLENTE (VI)**

Via Giovanni Pascoli 3/C  
tel +39 0424 51.12.51  
infobassano@atag-europe.com

**COFI S.R.L.**

Società a socio unico sotto il  
controllo e la direzione di ATAG s.p.a.  
Via F.lli Arpe, 49  
16038 Santa Margherita Ligure (GE)  
tel +39 0185284180  
cofi@cofi.it

**WWW.ATAG-EUROPE.COM**